

Scaling Up Renewable Energy Program in Low Income Countries (SREP)



SREP Semi-Annual Operational Report

June 6, 2018 – Washington, DC – SREP Sub-Committee Meeting

SREP Pilot Countries

Africa	Asia Pacific	ECA/LAC/MENA
Benin	Bangladesh	Armenia
Ethiopia	Cambodia	Haiti
Ghana	Kiribati	Honduras
Kenya	Maldives	Nicaragua
Lesotho	Mongolia	Yemen
Liberia	Nepal	
Madagascar	Solomon Islands	
Malawi	Vanuatu	
Mali		
Rwanda		
Sierra Leone		
Tanzania		
Uganda		
Zambia		



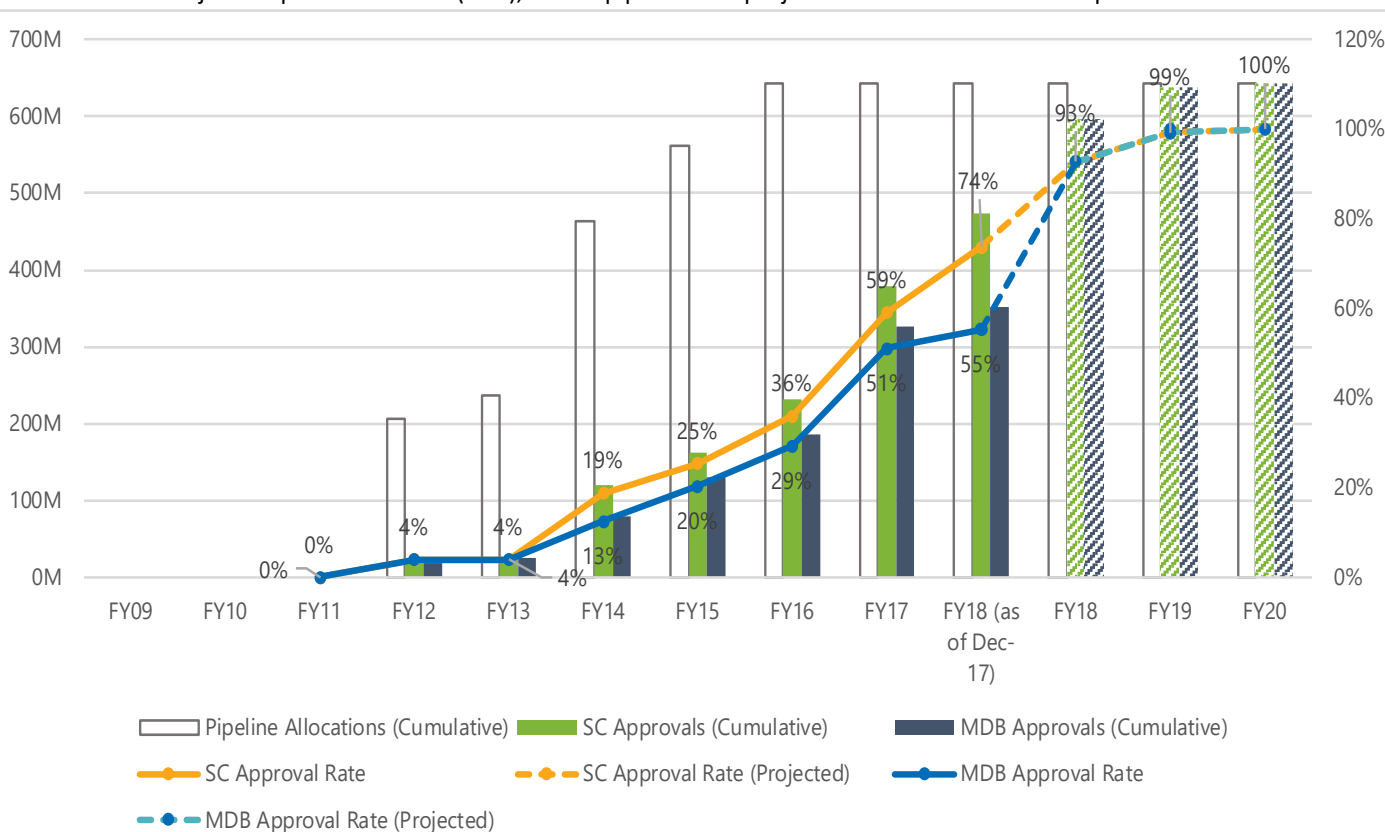
SREP State of Play

- **Endorsements of IPs:** 20 investment plans and 7 PSSA concepts
 - **June 2018:** Madagascar
 - **December 2018:** Kiribati, Zambia
 - **Uncertain:** Benin, Malawi, Sierra Leone, Yemen
- **Funding approvals:** USD 502 million for 39 projects (as of December 31, 2017)
USD 548 million for 44 projects (as of April 30, 2018)
- **Projects approval:**
 - Six projects approved by SC during the reporting period (USD 96 million)
 - Approval ratio at 74% (as of December 31, 2017)
 - Another five projects approved afterwards (USD 45 million)
 - Approval ratio at 81% (as of April 30, 2018)
- **Stocktaking review of SREP M&R system**

Portfolio Overview

	Indicative pipeline allocation				Approved funding		Disbursement
	TOTAL	IP	PSSA	IPPG	SC	MDB	
Amount (USD M) *	792.4	705.1	85.2	2.1	502.4	381.6	66.0
Number of projects	67	61	6		39	31	19

*Note: Includes Project Preparation Grants (PPG), sealed pipeline and projects not under active development



Sub-Committee Approvals

Country	IP/PSSA	Project title	MDB	SREP funding (USD million)
Bangladesh	IP	Scaling Up Renewable Energy	IBRD	29.25
Bangladesh	IP	Power System Efficiency Improvement Project – Additional Financing - Off Grid Solar PV: Solar Irrigation	ADB	22.22
Honduras	IP	Grid-Connected RE Development Support-Transmission	IDB	7.50
Honduras	IP	ERUS Universal Energy Access Program	IDB	6.80
Nepal	PSSA	ABC Business Models for Off-Grid Energy Access	IBRD	7.61
Tanzania	IP	Geothermal Energy Development	AfDB	22.43
TOTAL APPROVAL				95.81

Country	IP/PSSA	Project title	MDB	SREP funding (USD million)
Solomon Islands	IP	Renewable Energy Access Project	IBRD	7.10
Honduras	IP	Strengthening the RE Policy and Regulatory Framework (FOMPIER) – Phase 2	IDB	0.83
Cambodia	IP	National Park Program	ADB	14.00
Mali	IP	Development of Micro/Mini Hydroelectricity for Rural Electrification in Mali (PDM-Hydro)	AfDB	8.70
Mongolia	IP	Upscaling Rural Renewable Energy	ADB	14.60
TOTAL APPROVAL				45.23

MDB Approvals

Country	IP/PSSA	Project title	MDB	SREP funding (USD million)
Haiti	IP	Renewable Energy and Access for All	IBRD	8.62
Haiti	IP	Renewable Energy for the Metropolitan Area	IBRD	11.00
Vanuatu	IP	Rural Electrification Project	IBRD	6.77
TOTAL APPROVAL				26.4

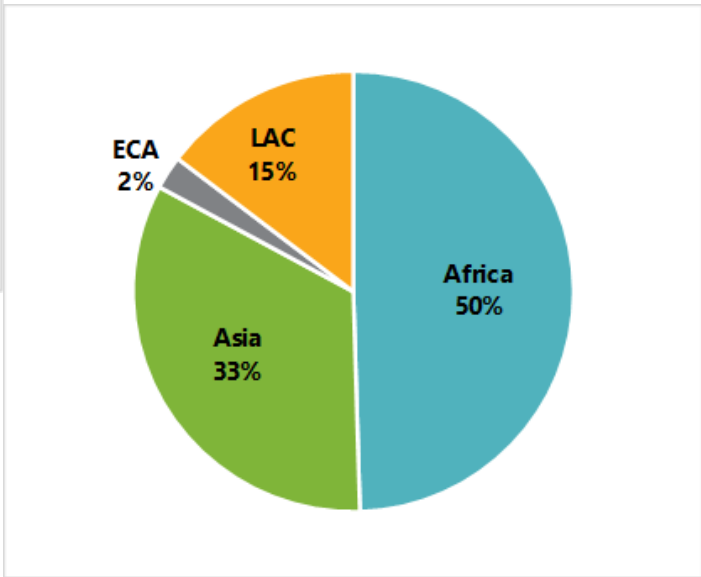
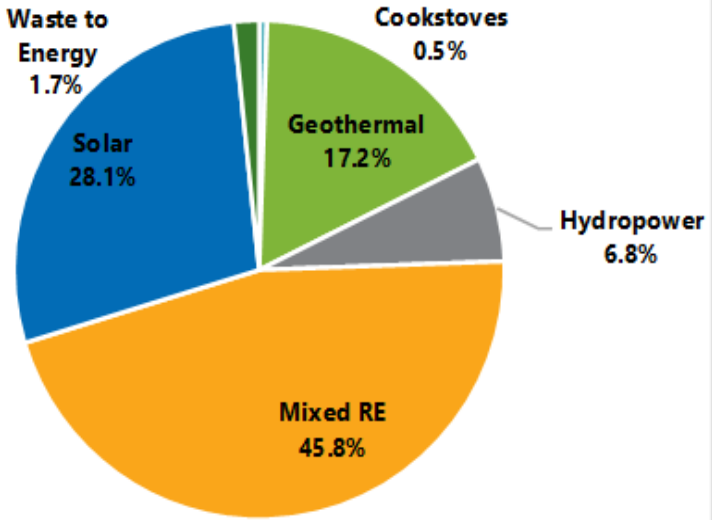
Resource Availability

	Total	Grant	Non-Grant
Unrestricted Fund Balance	191.5	79.9	111.6
Admin Expenses-Reserve (includes Country programing budget/Learning and Knowledge exchange reserve) and for FY 19-28 (net of estimated investment income and reflows as of SCF Committee Decision March 8, 2018)	(31.6)	(31.6)	
Unrestricted Fund Balance after reserves (A)	159.9	48.3	111.6
Anticipated Commitments (FY18-FY21)			
<i>Program/Project Funding and MPIS Costs</i>	226.0	99.6	126.4
Total Anticipated Commitments (B)	226.0	99.6	126.4
Available Resources (A - B)	(66.1)	(51.3)	(14.8)
Potential Future Resources (FY18-FY21)			
<i>Release of Currency Risk Reserves</i>	37.4	4.2	33.2
Total Potential Future Resources (C)	37.4	4.2	33.2
Potential Available Resources (A - B + C)	(28.7)	(47.1)	18.4

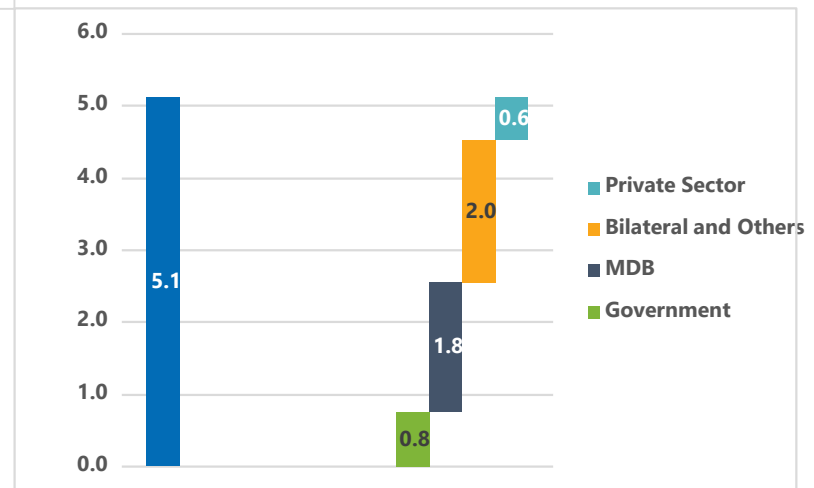
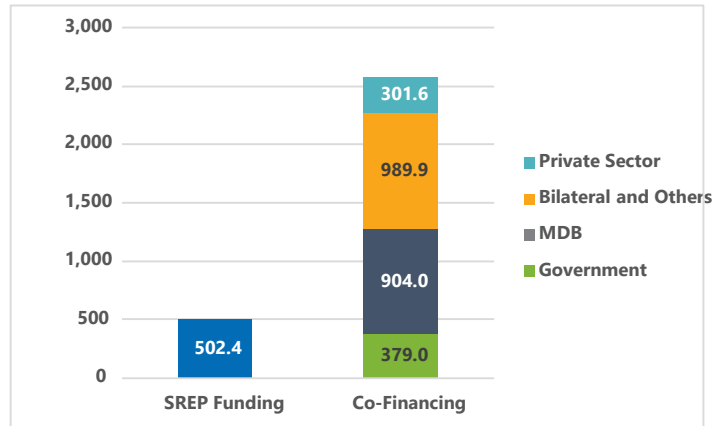
SREP Pipelines

- **Sealed pipeline**
 - 16 projects plus PPG reserve totalling USD 43 million grant and USD 125 million non-grant
 - All projects requesting only non-grants are included.
- **Reserve pipeline**
 - 6 projects totalling USD 53 million grant and USD 1 million non-grant
 - The projects are placed in the reserve pipeline due to shortage of grant.
- **Not under active development**
 - 9 projects
 - Reasons vary.
- **Headroom for including new projects in the sealed pipeline**
 - ~USD 19 million non-grant
 - ~USD 6 million grant from the reserve pipeline or new IPs
 - PPGs were already set-aside.

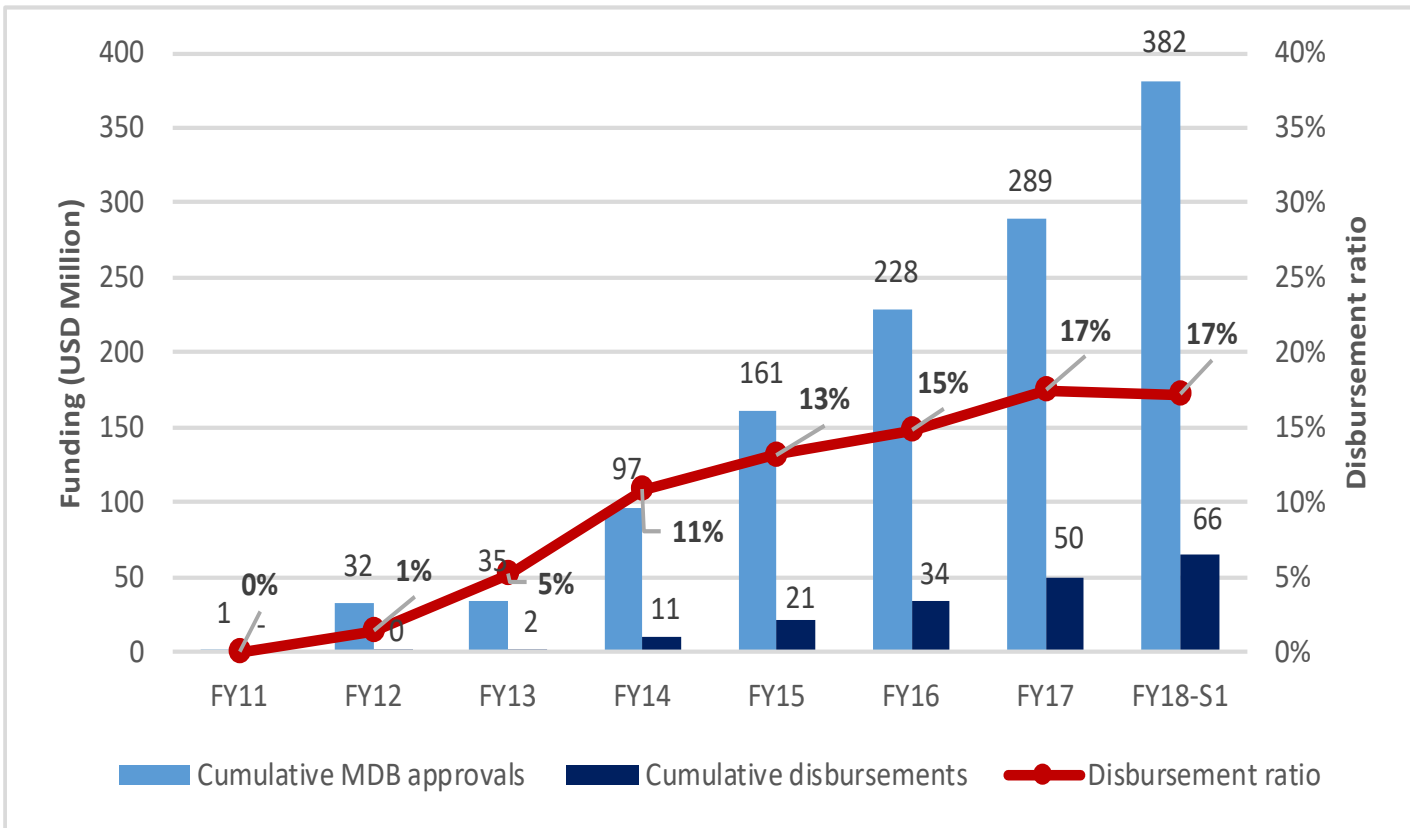
Portfolio Analysis



Co-financing Sources and Ratio



Disbursement Trend



Gender Scorecard Indicators

Indicator	Projects during Reporting Period	Project Baseline (2014)
Sector-specific gender analysis	67%	47%
Women-specific activities	67%	80%
Sex-disaggregated indicators	83	40%

Expanding women’s access to energy , technical training, and employment in Honduras’ energy sector (USD 6 million, IDB)

Objective: Support isolated coastal and island regions with 1.7 MW through solar micro-grids, and individual systems

Key gender features:

- Training of women in construction, operation, and supervision
- Gender consideration in procurement
- Drawing lessons learned from similar projects
- Result indicators include measurement of employment generated for women and women receiving training

Knowledge and Learning

Learning & Evaluation Initiative

- Proposal from the World Bank: Effectiveness of public financing in attracting private capital in grid connected solar projects

GDI Partnership

- Learning partnership with the Global Delivery Initiative (GDI) as part of an effort to showcase CIF project-level results and lessons learned: Kenya and Honduras

Mini-grid Action Learning

- December 2017 in Abuja, jointly with ESMAP, DFID, and Government of Nigeria

Multi-Tier Access Framework

- Launch of diagnostic reports for Cambodia, Ethiopia, and Rwanda
- MTF session at SEforALL Forum in Lisbon

Zhihong Zhang, Ph.D.
Senior Program Coordinator
CTF and SREP
zzhang2@worldbank.org
(202) 473-9852

www.climateinvestmentfunds.org



@CIF_Action



<https://www.youtube.com/user/CIFaction>



<https://www.flickr.com/photos/cifaction/sets>

