



CLIMATE  
INVESTMENT  
FUNDS

# Semi-Annual Report on SREP Operations

Mafalda Duarte, Program Manager

November 17, 2014



# SREP IN ACTION



## MDB PARTNERS




■ CIF CONTRIBUTOR

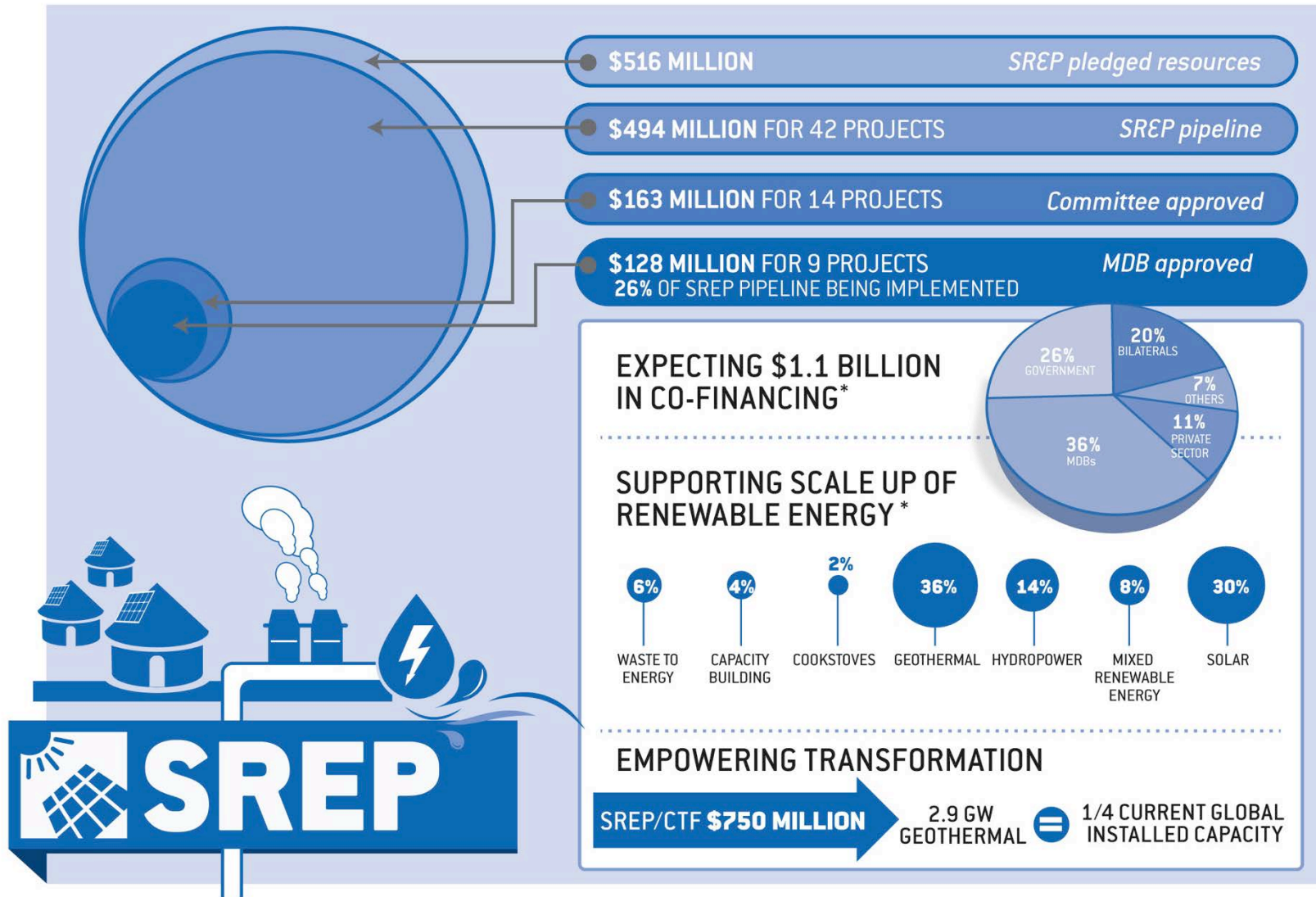
\* Project(s) being supported by CIF dedicated private sector funding.

† Fund pledges are based on exchange rates in September 2014.

This map was produced by the World Bank. The boundaries, colors, denominations, and any other information shown on this map do not imply, on the part of the World Bank Group, any judgment on the legal status of any territory, or any endorsement or acceptance of such boundaries.




# SREP funding



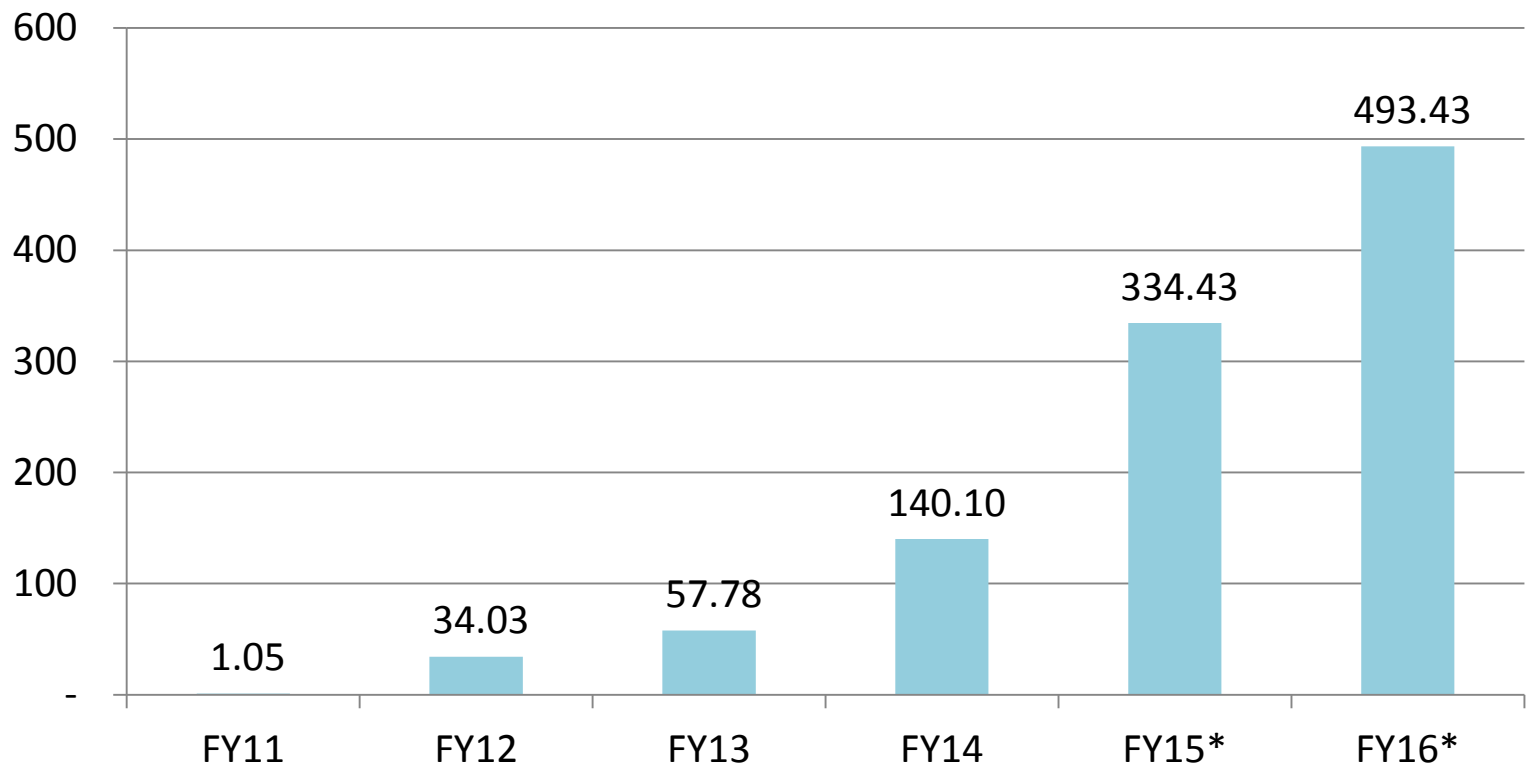
As of September 2014

\* Based on Committee approved financing




# SREP Cumulative Funding Approvals

(USD Million)



\*Expected based on current pipeline information



# SREP Countries

Country	Indicative allocation	Project Preparation Grants	Investment Plan Preparation Grants	Projects	Total approvals	Approval rate
Armenia	40	2.3	0.3		2.6	6.5%
Ethiopia	50	2.1		27.6	29.7	59.4%
Honduras	30	0.6	0.38	3.8	4.78	15.9%
Kenya	50			25	25	50.0%
Liberia	50	2.5			2.5	5.0%
Maldives	30	1.7	0.21	24.09	26	86.7%
Mali	40	3.65	0.2	16.4	20.25	50.6%
Nepal	40	0.58	0.26	39.1	39.94	100%
Solomon Islands	14	1.5	0.25		1.75	12.5%
Tanzania	50	1.7			1.7	3.4%
<b>Total</b>	<b>394</b>	<b>16.63</b>	<b>1.60</b>	<b>135.99</b>	<b>154.22</b>	<b>39.1%</b>



# SCALING UP RENEWABLE ENERGY IN LOW INCOME COUNTRIES PROGRAM (SREP)

## Additional Strategic Issues

- New SREP Pilot Countries
- Reporting on SREP Results
- Knowledge Management
- Private Sector Set Aside
- FY15 Forecast Project Submissions



# SCALING UP RENEWABLE ENERGY IN LOW INCOME COUNTRIES PROGRAM (SREP)

## SREP New Pilot Countries

- National focal points and lead MDBs have been confirmed for most countries.
- Joint missions have been undertaken in two countries:
  - Haiti
  - Nicaragua
- Joint missions in other countries are under way.
- Guidance from the Sub-Committee:
  - Funding envelope of the investment plan
  - Additional contributions
  - Next steps




# SCALING UP RENEWABLE ENERGY IN LOW INCOME COUNTRIES PROGRAM (SREP)

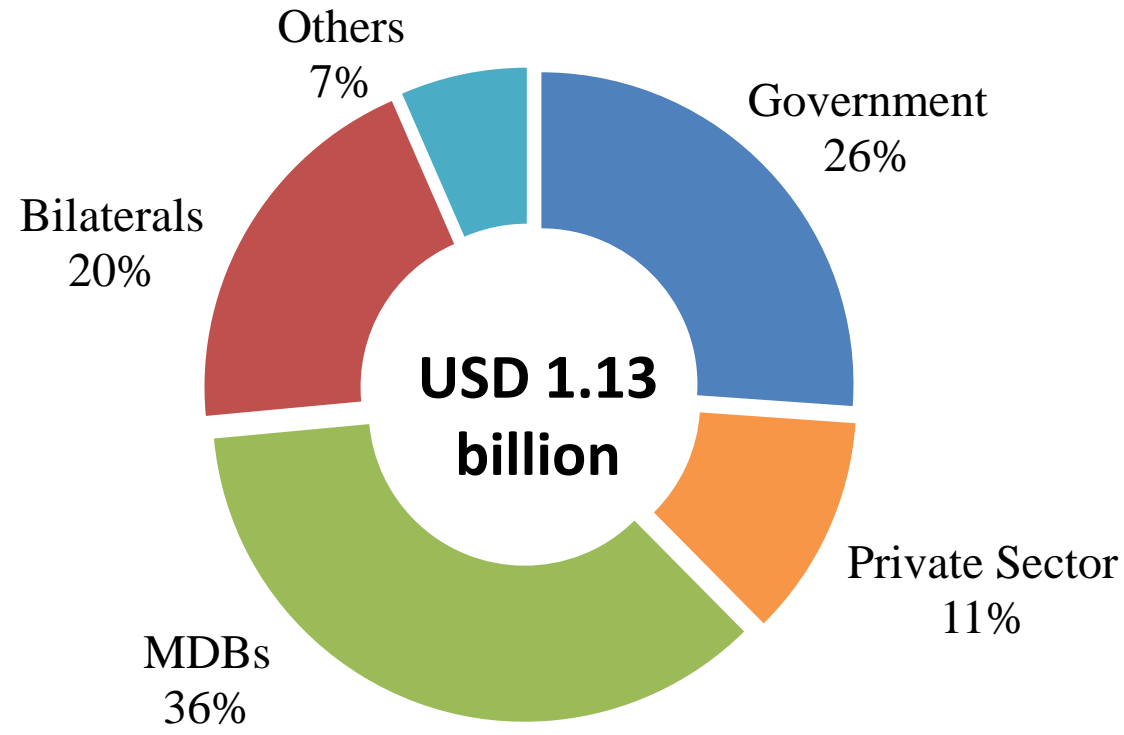
## Results Reporting

- Implementation of SREP at an early stage; little on-ground results reported
- For the 9 MDB-approved projects (USD 102.56 million in SREP funding), expected results include:
  - USD 1 billion increase in public/private investments
  - 5 million people with expanded renewable energy access
  - 682,283 MWh supplied annually from renewable energy
- Actual results reported only for increase in public investments (USD 2.71 million) for the clean cook-stoves projects in Honduras





# Expected Co-Financing for Sub-Committee Approved Projects





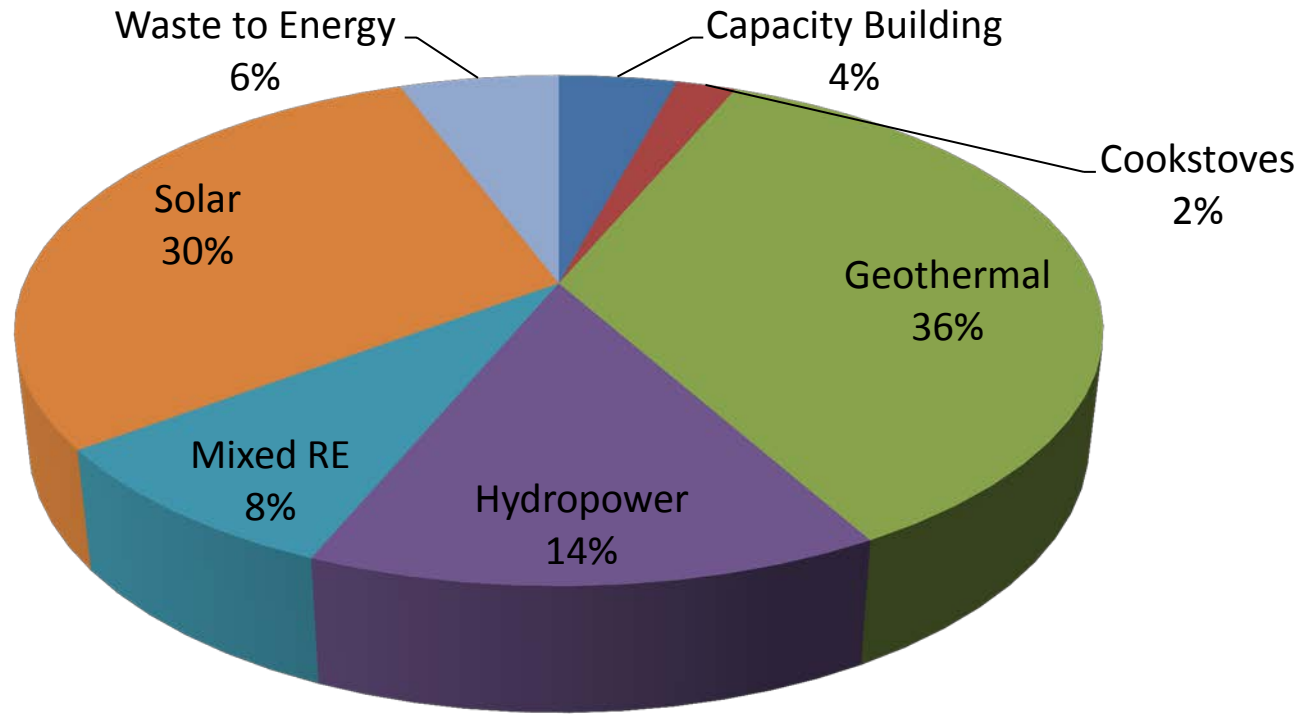
# SCALING UP RENEWABLE ENERGY IN LOW INCOME COUNTRIES PROGRAM (SREP)

## Additional Strategic Issues

- New SREP Pilot Countries
- Reporting on SREP Results
- Knowledge Management
- Private Sector Set Aside
- FY15 Forecast Project Submissions




# Approved SREP Project Funding by Technology





# CLIMATE INVESTMENT FUNDS

[www.climateinvestmentfunds.org](http://www.climateinvestmentfunds.org) 

[@CIF\\_Action](https://twitter.com/CIF_Action) 

<https://www.youtube.com/user/CIFaction> 

<https://www.flickr.com/photos/cifaction/sets> 