

SREP Semi-Annual Operational and Results Report



DATE December 6, 2016
PLACE Washington, DC
VENUE SREP Sub-Committee Meeting





SREP Countries



Africa	Asia Pacific	ECA/LAC/MENA
Benin	Bangladesh	Armenia
Ethiopia	Cambodia	Haiti
Ghana	Kiribati	Honduras
Kenya	Maldives	Nicaragua
Lesotho	Mongolia	Yemen
Liberia	Nepal	
Madagascar	Solomon Islands	
Malawi	Vanuatu	
Mali		
Rwanda		
Sierra Leone		
Tanzania		
Uganda		
Zambia		





SREP Overview



- **Endorsements:** 19 investment plans and 7 PSSA concepts
- **Funding approvals:** USD 264 million for 23 projects
- **Expected overarching results:** 6,686 GWh electricity generated annually; 5.4 million tons CO₂/yr avoided; new or improved access to 17.3 million people

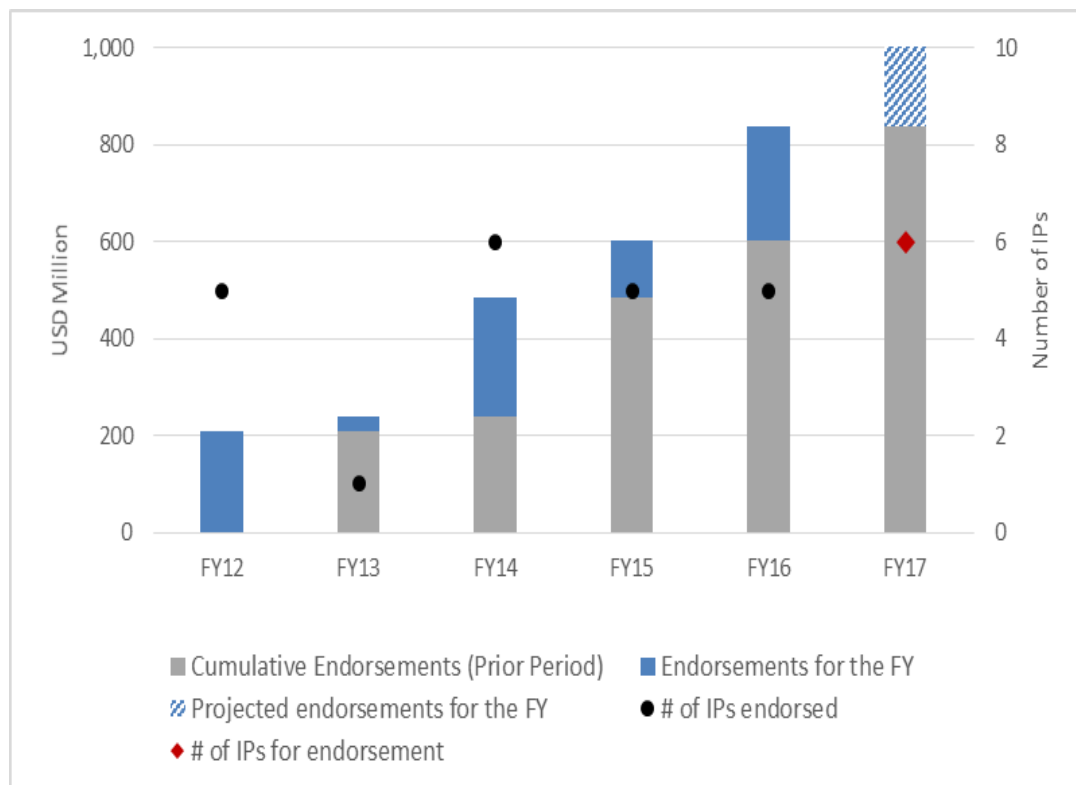
	Indicative Pipeline Allocation			Approved funding		Disbursement
	TOTAL	IP	PSSA	Committee	MDB	
SREP Funding (in USD million)	822.2	736.6	85.6	263.9	230.7	33.5
Number of projects	68	62	6	23	21	15




Investment Plans



- **Total endorsed: 19**
(Cambodia in June 2016)
- **June/November 2017:**
Benin, Lesotho,
Madagascar, Malawi,
Sierra Leone, and Zambia
- **Remaining:** Kiribati and
Yemen

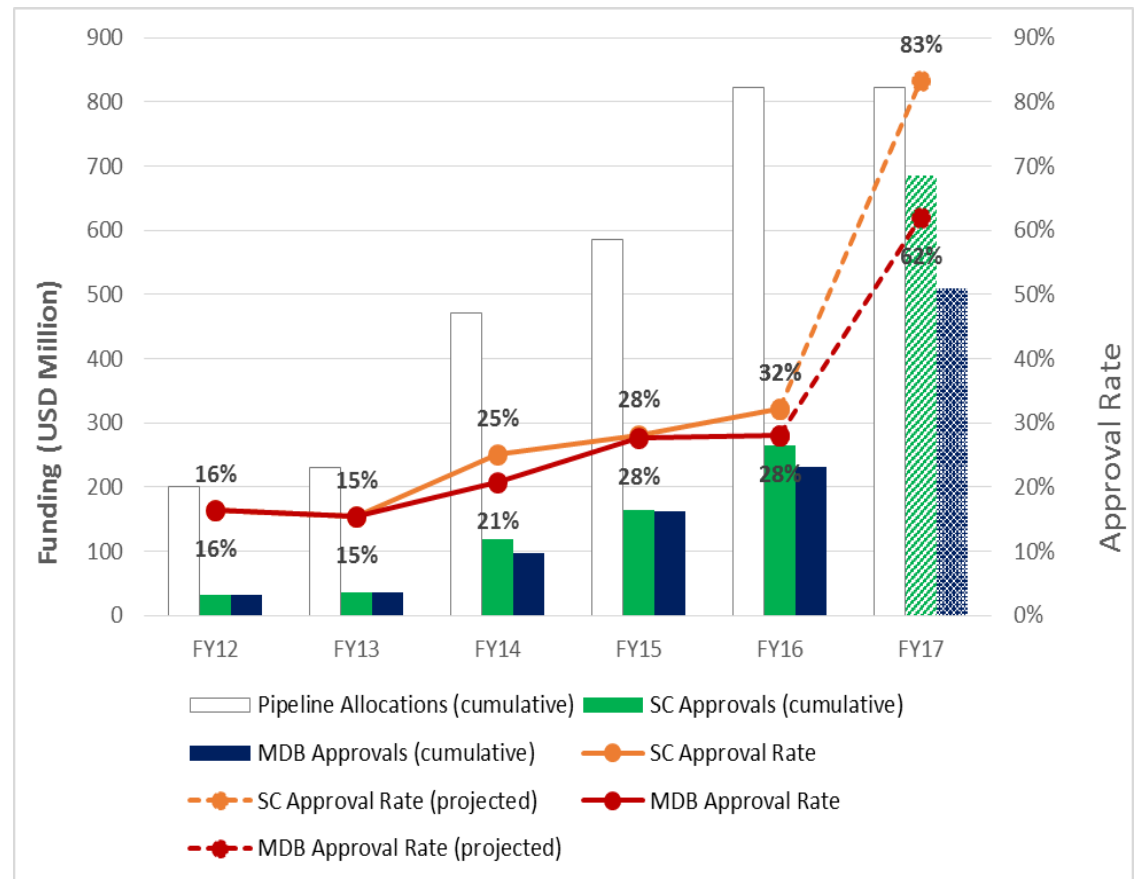





Funding Approval by Sub-Committee

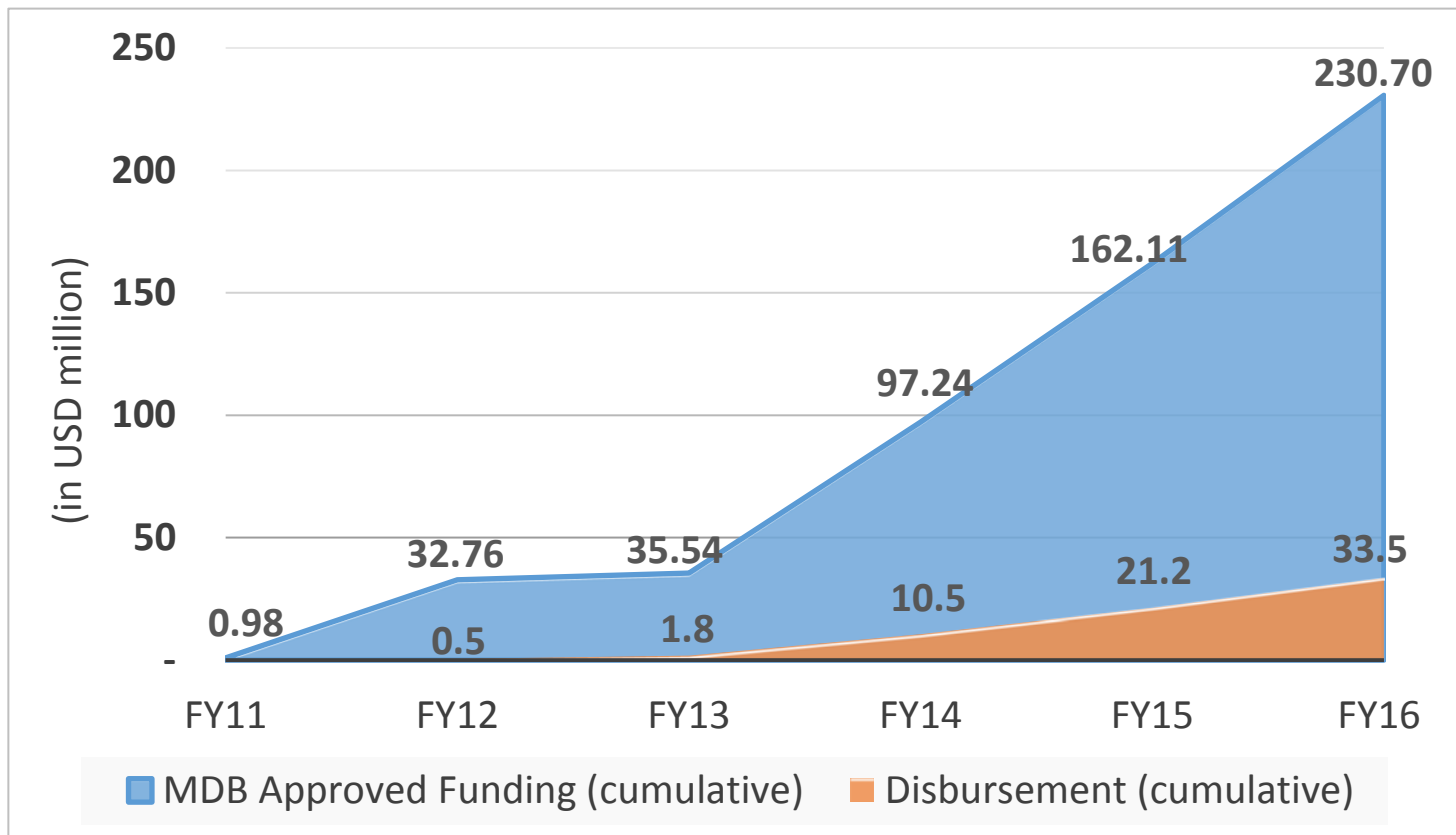


- **Total:** \$264 million (\$35 million for 3 projects during Jan-June 16)
- **Projected submissions:** 6 projects during July-Dec 16; 37 projects during Jan-Dec 17; 4 projects during Jan-June 18





Trend in Disbursement





Results of Projects under Implementation



18 MDB approved projects reporting results (approved as of Dec 2015)

	Actual (RY16)	Target
Electricity output (MWh/yr)	276	2,584,369
Improved energy access (people)	7,395	4,922,713
Improved energy access (businesses)	-	300,722
GHG avoided (tons CO2 eq/yr)	25.3	1,856,298
Installed capacity (MW)	0.9	732.6
Co-financing (USD million)	489.9	1598.1



Resource Availability



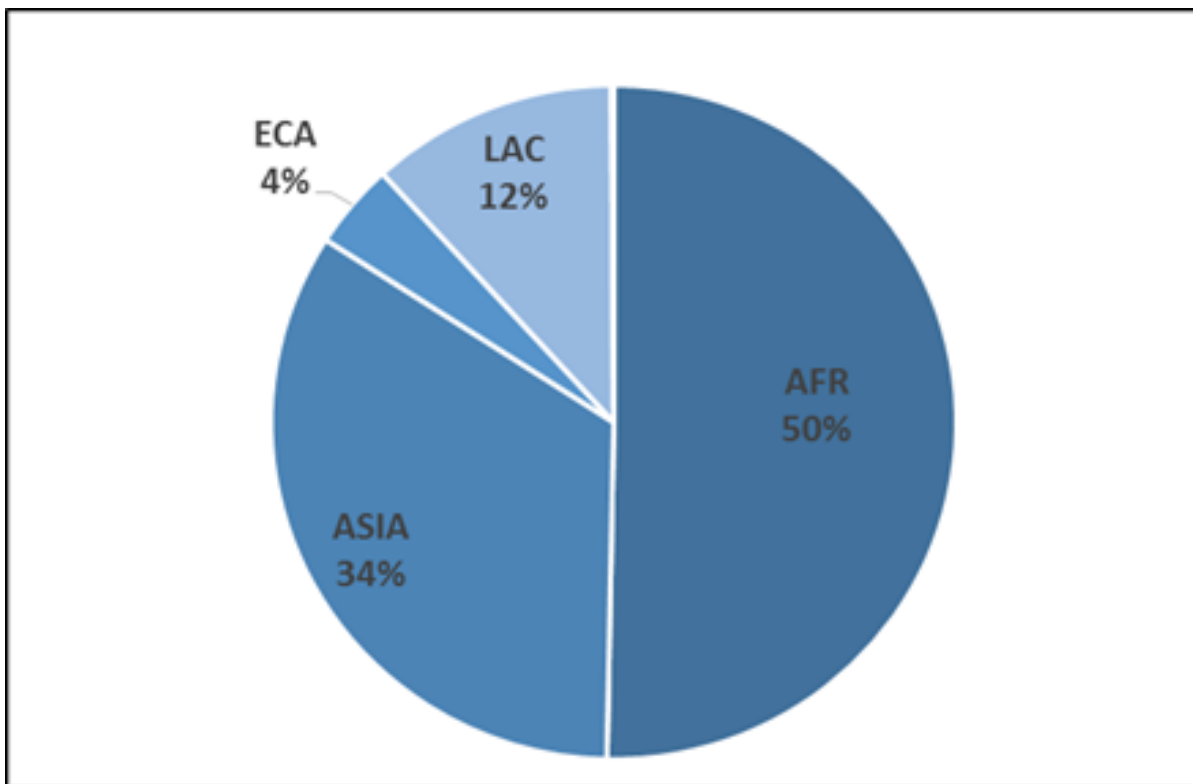
	June 2016	Oct 2016	Change
Unrestricted Fund Balance (A)	404.1	376.3	(27.8)
Anticipated Commitments (FY17-FY21)			
Program/Project Funding and MPIS Costs	554.9	553.6	(1.3)
Projected Administrative Budget	42.6	33.5	(9.1)
Total Anticipated Commitments (B)	597.5	587.1	(10.4)
Available Resources (A - B)	(193.5)	(210.9)	(17.4)
Potential Future Resources (FY17-FY21)			
Pledges	2.4	2.2	(0.2)
Release of Currency Risk Reserves	48.8	44.0	(4.8)
Projected Investment Income	22.4	22.4	0
Total Potential Future Resources (C)	73.6	68.7	(4.9)
Potential Available Resources (A - B + C)	(119.8)	(142.2)	(22.4)



Portfolio Analysis by Region



23 projects approved by the Sub-Committee as of June 2016

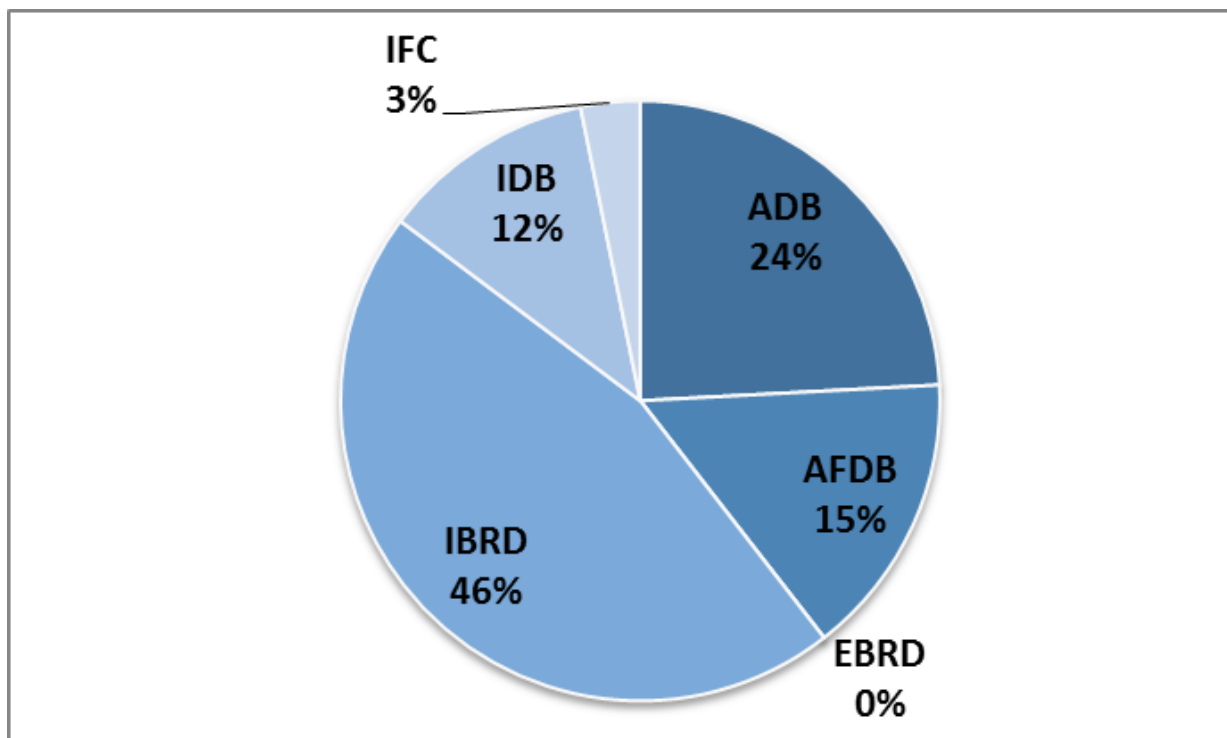




Portfolio Analysis by MDB



23 projects approved by the Sub-Committee as of June 2016



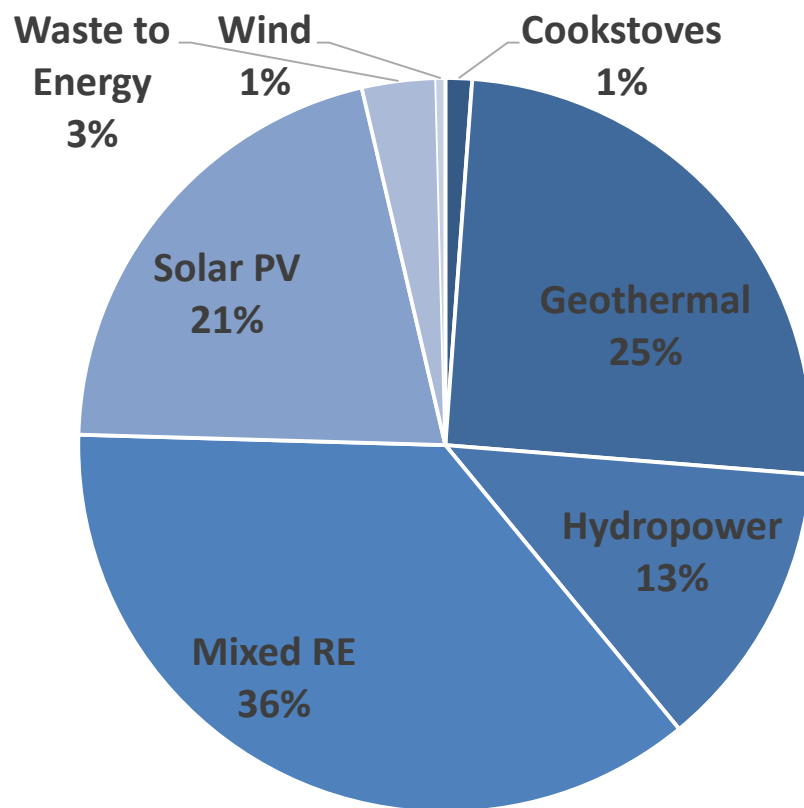
EBRD share is 0.3% of the portfolio



Portfolio Analysis by Technology



23 projects approved by the Sub-Committee as of June 2016

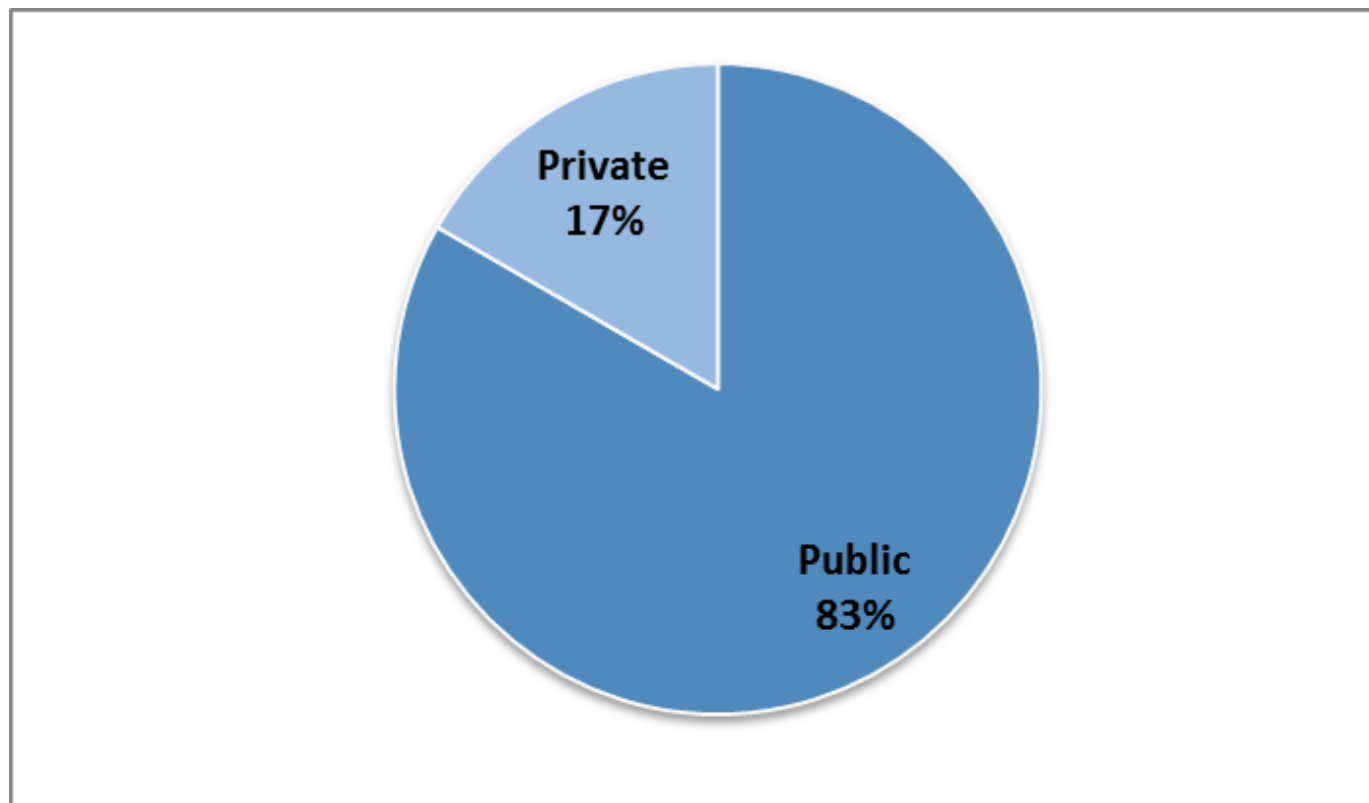




Portfolio Analysis by Public-Private Sector



23 projects approved by the Sub-Committee as of June 2016





Knowledge and Gender



Knowledge Management

- **Clean Energy Mini-grids:** In collaboration with ESMAP, organized a round table/study tours in Kenya in May 2016; second one will take place in Myanmar in Feb 2017
- **SREP Pilot Countries Meeting:** Will take place in Cambodia during the first week of February 2017
- **Multi-tier Access Framework:** In partnership with ESMAP, select 10 SREP countries to implement MTF surveys, analysis, and capacity building in 2016-17. Work started already on the ground.

Gender Assessment of SREP Portfolio, Jan-June 16

100% of IPs and projects endorsed had: sector-specific gender analysis; gender-disaggregated indicators; women-specific activities

Project Design Elements:

- Nepal:* Productive use applications and outreach to women; Training targets of 40% women; women-owned enterprises targeted increase of 30%
- Tanzania:* Baseline data collected to monitor energy access rates of male vs. female-headed households; Awareness-raising/ outreach planned



CLIMATE INVESTMENT FUNDS

Zhihong Zhang, Ph.D.
Senior Program Coordinator
CTF and SREP
zzhang2@worldbank.org
(202) 473-9852

www.climateinvestmentfunds.org



@CIF_Action



<https://www.youtube.com/user/CIFaction>



<https://www.flickr.com/photos/cifaction/sets>

