

PPCR Pilot Countries Meeting

MONITORING & REPORTING: CORE INDICATORS

Christine Roehrer

Senior M&E Specialist, CIF Administrative Unit

May 3, 2013 – Washington D.C., United States

Thursday, May 2

9:00-12:30 **M&E General Session**

- » Results Framework, Core Indicators, Monitoring and Reporting
- » Work plans for monitoring and reporting on the PPCR

13:30-17:30 **M&E Specialist Workshop**

- » Core Indicators - in depth

Friday, May 3

9:00-13:00 **M&E General Session**

- » Core Indicators – testing the toolkit

13:30-16:30 **M&E Specialist Workshop**

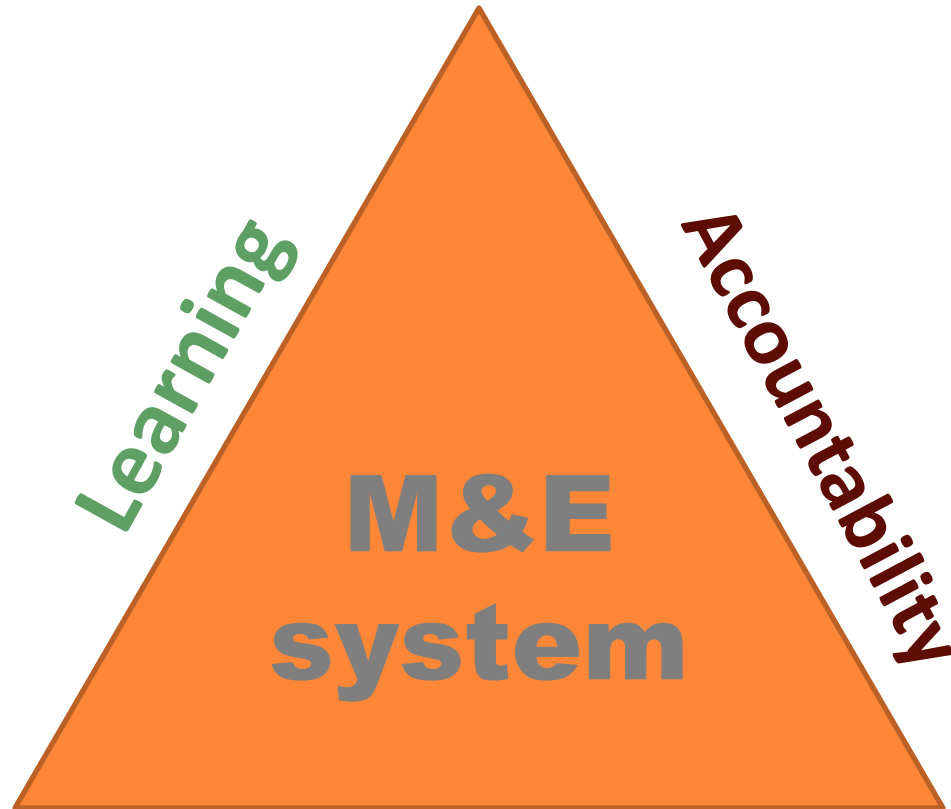
- » Retroactive baselines and targets for core indicators
- » Review and improve work plans

Recap - yesterday's sessions

Morning – General Session

Afternoon – M&E Specialist Workshop

Why on earth M&E?

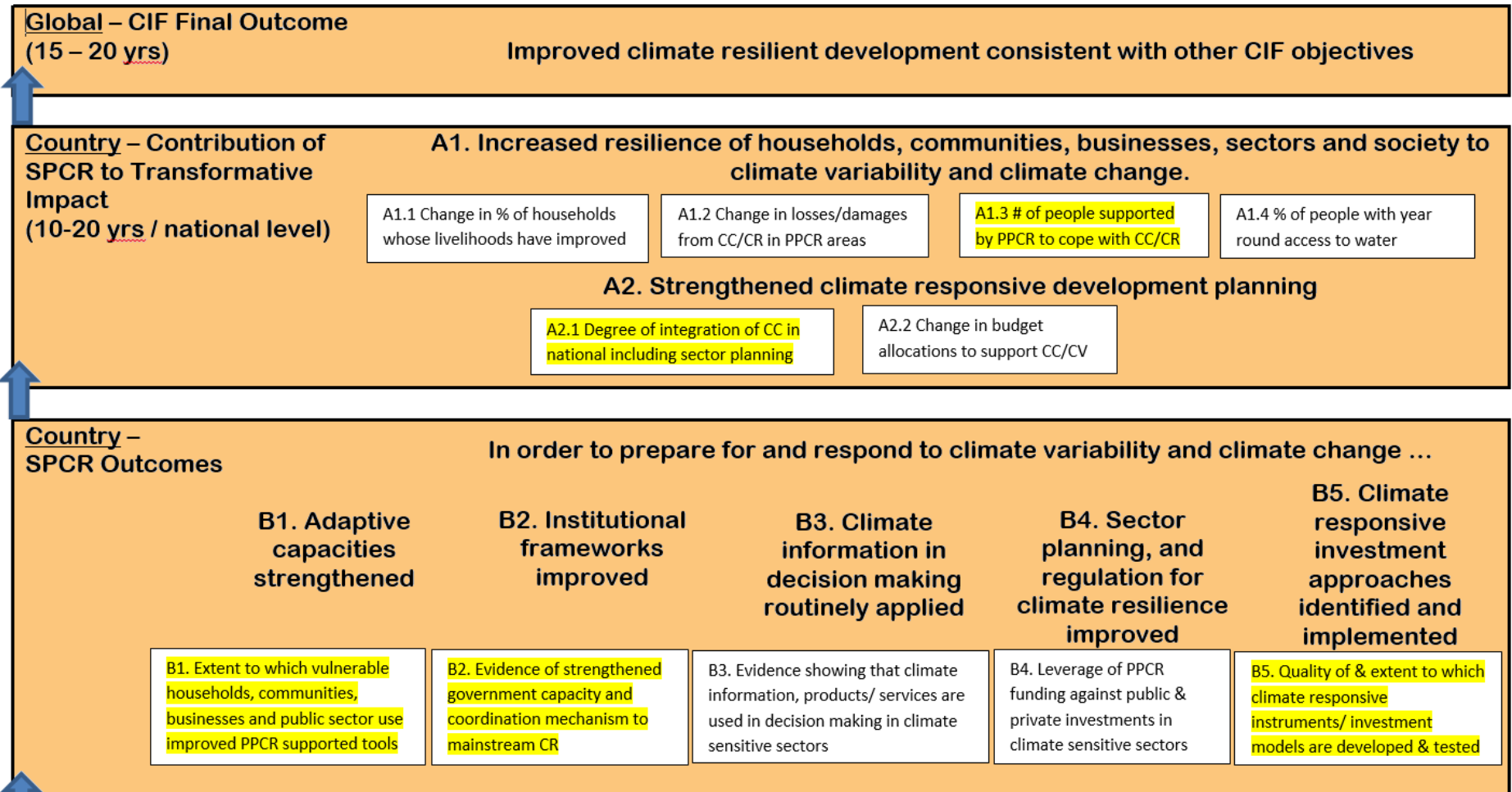


**Evidence – based
decision making**

2012 Results Framework (new):

5 core indicators (yellow), 6 optional

PPCR Revised logic model and results framework





Introduction to the five Core Indicators

PPCR PILOT COUNTRIES MEETING, DAY 3

Christine Roehrer


croehrer@worldbank.org

CIF Administrative Unit

May 2, 2013 – Washington D.C., United States

What's a core indicator ?

A concrete example ...



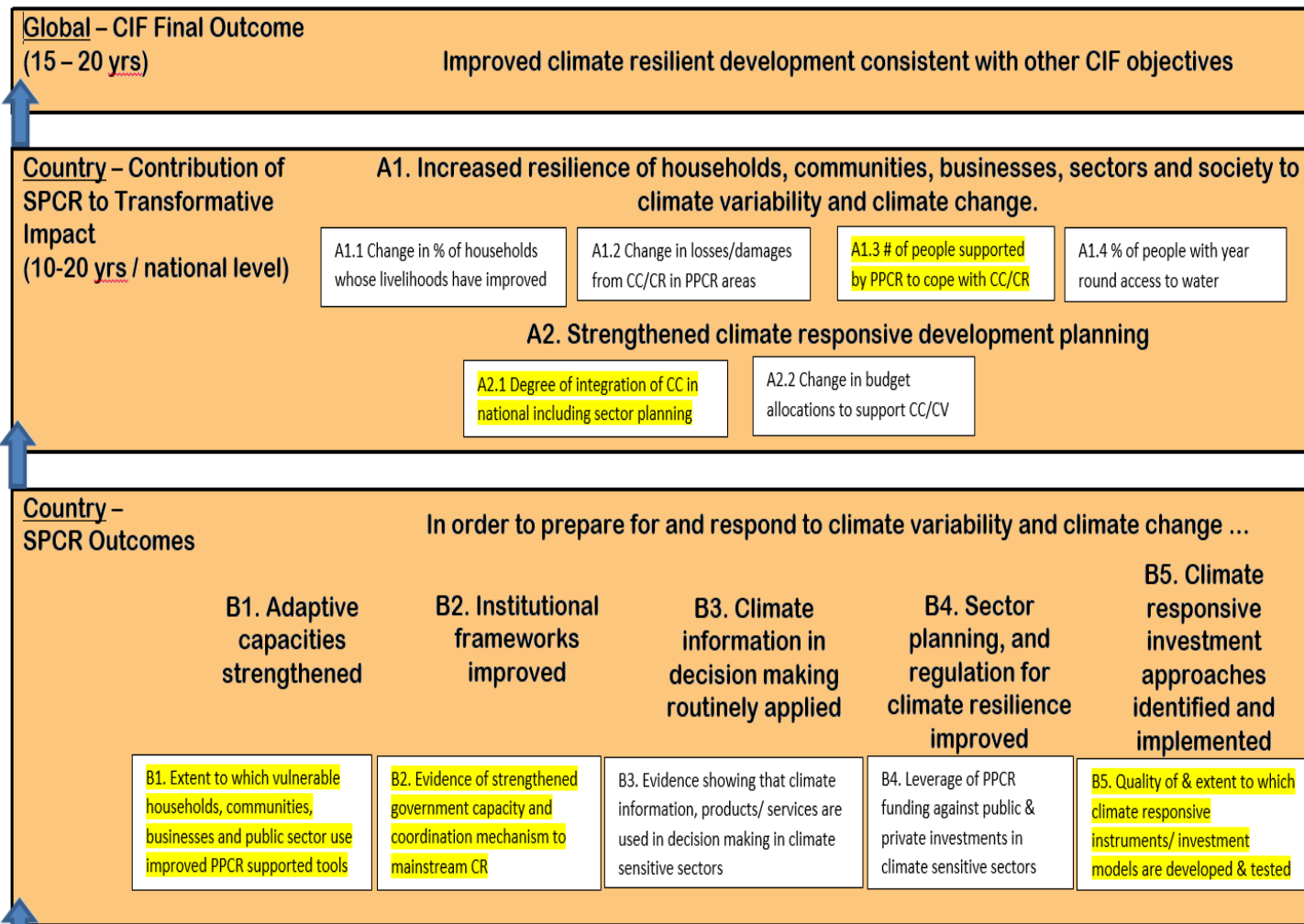
"I think it's getting serious between George and me.
He doesn't text me anymore. He calls me on the phone."

The five core indicators

- A1.3** Number of people supported by the PPCR to cope with the effects of climate change
- A2.1** Degree of Integration of climate change in national, including sector, planning
- B2** Evidence of strengthened government capacity and coordination mechanism to mainstream climate resilience
- B5** Quality and extent to which climate responsive instruments/investment models are developed and tested
- B1** Extent to which vulnerable households, communities, businesses and public sector services use improved PPCR activities to climate change supported tools, instruments, strategies and respond to climate variability or

PPCR Revised Results Framework

PPCR Revised logic model and results framework




Core Indicator Guidance Sheets

CIF PROGRAM	Pilot Program for Climate Resilience (PPCR)
SPCR IMPACT	A2. Strengthened climate responsive development planning
CORE INDICATOR TITLE	A2.1 Degree of integration of climate change in national, including sector, planning
RATIONALE / REASONS FOR MEASURING	<p>This indicator is designed to capture the extent to which considerations of climate resilience (risks, opportunities) are integrated into planning processes in national and sectoral levels. It is relevant to interventions intended to build the capacity of countries to address climate resilience through the development of climate plans, strategies and mainstreaming mechanisms and systems.</p> <p>The achievement of this indicator cannot be attributed to the PPCR alone. This indicator provides reference data about the strength of a country's climate-responsive development planning.</p>
TECHNICAL DEFINITION	<p>In this indicator, degree refers to the depth of the process of integration of climate resilience within national, ministry and sector planning.</p> <p>Integration refers to the embedding of climate resilience priorities into new and existing development planning.</p> <p>National, including sector planning refers to new and existing national strategies, policies, plans, laws, regulations, and mainstreaming mechanisms for climate resilience.</p>
METHODOLOGY	This indicator is a qualitative assessment of the various strategies, policies,


- A 2-3 page guidance sheet for each core indicator
- All have the same format
- The name of the result and the indicator
- Rational/Reasons for Measuring
- Technical definitions
- Methodology
- Data sources and data collection
- Responsibilities for monitoring and

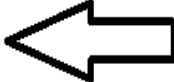
Core Indicator Guidance Sheets – a closer look p1

CIF CORE INDICATOR GUIDANCE SHEET (DRAFT [v.4.4](#) 03/28/13)

 This is the version of the guidance

CIF PROGRAM	Pilot Program for Climate Resilience (PPCR)
SPCR IMPACT	A2. Strengthened climate responsive development planning
CORE INDICATOR TITLE	A2.1 Degree of integration of climate change in national, including sector, planning
RATIONALE / REASONS FOR MEASURING	This section describes why the indicator was chosen and how it relates to the result it measures
TECHNICAL DEFINITION	This section has the precise definitions of important words in the indicator text or other definitions.
METHODOLOGY	This section describes how the indicator should be measured.

 The title of the result being measured

 The indicator text

Core Indicator Guidance Sheets – a closer look p1

DATA SOURCES AND DATA COLLECTION	This section describes how to establish baselines and how data should be collected. As well it advise you on data storage.
RESPONSIBILITIES FOR MONITORING AND REPORTING	This section describe just who should be doing what to whom. We have assumed a model infrasructure with a PPCR-country focal point, project implementation units, an SPCR management unit. We recognize that each country may have different titles and names for these positions and structures.
QUALITY ASSURANCE	This section describes what measures you should take to ensure the quality of the data reported.

Baseline Date:	Endorsement Date for SPCR	Baseline Date:	Endorsement Date for SPCR
November 2010	Bangladesh, Niger, Tajikistan	November 2011	Bolivia
April 2011	Grenada, Saint Vincent and the Grenadines, Samoa	April 2012	Dominica, Tonga
June 2011	Cambodia, Mozambique, Nepal, Saint Lucia, Zambia,	May 2012	Yemen
October 2011	Jamaica	November 2012	Haiti, Papua New Guinea

5 Core Indicators:

Each w/ guidance and tool for monitoring/reporting

A1.3 Number of people supported by PPCR to cope with CC/CR

A2.1 Degree of integration of CC in national including sector planning

B1. Extent to which vulnerable HH, communities, businesses and public sector use improved PPCR supported tools


B2. Evidence of strengthened government capacity and coordination mechanism to mainstream CR

B5. Quality of & extent to which climate responsive instruments/ investment models are developed & tested


CIF CORE INDICATOR GUIDANCE SHEET (DRAFT v 3.1 03/28/13)									
CIF PROGRAM		Pilot Program for CIF CORE INDICATOR GUIDANCE SHEET (DRAFT v.4.4 03/28/13)							
SPCR									
PPCR Performance Monitoring Tool									
PPCR Outcome:					Institutional Frameworks Improved				
PPCR Performance Indicator B2:					Evidence of strengthened government capacity and coordination mechanism to mainstream climate resilience				
Country:		Country X		Strategic Plan for Climate Resilience (SPCR)					
Reporting Period:			From: Start date			To: End date		Achievements:	
Mainstreaming		Completed		Covers all government ministries/sectors	Broad set of non-government stakeholders involved	Information available in public domain	Updated or Reviewed	Women included	PPCR Contribution to this
Capacity									Use the space below to write comments, highlights and/or relevant achievements of the PPCR project in the reporting period. This should help to explain your score. If you need more space to explain further, feel free to write more on the "Instruction Sheet". Please number them.
TECH DEF	Knowledge base	Information, studies and assessments addressing climate change, variability and/or resilience							1.
		Adequate climate change expertise is available.							2.
		Existing resilience efforts systematically inventoried							3.
National policy	National policies expressly address climate change and resilience								4.
	Sufficient resources available to								5.
Coordination Mechanism	Coordination mechanism operational to mainstream climate								6.
	Sufficient resources available to mainstream climate								7.
General Comments about strengthened government capacity and coordination mechanism to mainstream climate resilience:									
<ul style="list-style-type: none"> 									
Instructions to Coordinators									

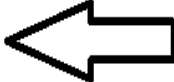
Core Indicator Guidance Sheets – a closer look p1

CIF CORE INDICATOR GUIDANCE SHEET (DRAFT [v.4.4](#) 03/28/13)

 This is the version of the guidance

CIF PROGRAM	Pilot Program for Climate Resilience (PPCR)
SPCR IMPACT	A2. Strengthened climate responsive development planning
CORE INDICATOR TITLE	A2.1 Degree of integration of climate change in national, including sector, planning
RATIONALE / REASONS FOR MEASURING	This section describes why the indicator was chosen and how it relates to the result it measures
TECHNICAL DEFINITION	This section has the precise definitions of important words in the indicator text or other definitions.
METHODOLOGY	This section describes how the indicator should be measured.

 The title of the result being measured

 The indicator text

5 **Strategic Plan for Climate Resilience (SPCR)**

6 **Reporting Period: From: Cover sheet To:**

7			Is there a specific climate change plan? If not, are there climate resilience strategies embedded in the agency's principal planning documents?		Has responsibility been assigned to coordinate climate resilience planning?		Are there adequate financial resources available?		Are there adequate human resources available?		Have specific measures to address climate resilience been identified and prioritized?		Is there a formal monitoring and evaluation system that integrates lessons learned into the planning process?		Is there routine screening for climate risks in all planning processes?		Score	
	8	Admin Lev	Actual	Target	Actual	Target	Actual	Target	Actual	Target	Actual	Target	Actual	Target	Actual	Target	Actual	Target
9	a	b	c	d	e	f	g	h	i	j	k	l	m	n	o	p	q	r
10	National	Government															0%	0%
11	Select Sector or Ministry																0%	0%
12	Select																0%	0%
13	Select																0%	0%
14	Select																0%	0%
15	Select																0%	0%
16	Select																0%	0%
17	Select																	

18
19 **Score every cell 0 to 10 where 0 = non-existent and not started 5= halfway done and 10 = completed and excellent quality**

21 **Guidance for PPCR country focal point**

22 **The PPCR country focal point**, in collaboration with the MDB task teams, is responsible for:

- 23 • Identifying each of the sector/ministries where climate resilience (risks, opportunities) have been integrated into the planning processes to any extent, and completing column 2 of the PPCR Monitoring and Reporting Scorecard A2.1;
- 24 • coordinating a meeting of SPCR Management unit/team, and at least two representatives from each sector; government, private sector, and civil society e.g. traditional authorities/ indigenous groups, non-governmental academic institutions and CSOs. These representatives should be knowledgeable about climate resilience programs in the nation and represent both women and men. In the meeting each participant would complete the PPCR Performance Monitoring Scorecard A2.1 individually;
- 25 • aggregating or negotiating, through discussion, a singular score for each of the cell in the scorecard. The end product should be one score card that, **by consensus**, represents the responses all those collaborating to complete the card; and

26 • submitting both the SPCR-level and Project-level Monitoring and Reporting Scorecards A2.1 to the CIE Administrative Unit on a timely and annual basis;

Tools for reporting data

The screenshot displays a Microsoft Excel spreadsheet titled "PPCR Performance Indicator Tools V4.2 April 25 2013.xlsx". The spreadsheet is organized as follows:

- Row 1:** Contains the main title "PPCR Monitoring and Reporting" in cell A1.
- Row 5:** Contains the text "Strategic Plan for Climate Resilience (SPCR)" in cell C5.
- Row 7:** Contains the text "Annual Reporting Period" in cell A7.
- Row 9:** Contains the text "From:" in cell A9, followed by an empty orange input box in cell B9.
- Row 11:** Contains the text "To:" in cell A11.
- Row 13:** Contains the text "Projects:" in cell A13.
- Row 14:** Contains a table header with "Title" in cell A14 and "ID No." in cell C14. Below this header, there are two large orange input boxes: one in column A (rows 14-22) and one in column C (rows 14-22).
- Row 23:** Contains the text "Password: none" in cell A23.

The spreadsheet interface includes the standard Excel ribbon (File, Home, Insert, Page Layout, Formulas, Data, Review, View, Developer, Macros) and a taskbar at the bottom showing various system icons and the time 8:48 AM.

Core Indicator Guidance Sheets – B1

CIF PROGRAM	Pilot Program for Climate Resilience (PPCR)
SPCR OUTCOME	B1. Strengthened adaptive capacities
CORE INDICATOR TITLE	B1. Extent to which vulnerable households, communities, businesses, and public sector services use improved PPCR supported tools, instruments, strategies, and activities to respond to climate variability or climate change.
RATIONALE / REASONS FOR MEASURING	<p>This indicator measures the extent to which the PPCR is strengthening the adaptive capacities of target stakeholders in a particular country or region, by measuring their uptake of climate responsive tools, instruments, strategies, and activities that the PPCR is supporting.</p> <p>This indicator complements indicator B5 “Quality and extent to which climate responsive instruments/investment models are developed and tested.” While indicator B5 focuses on what instruments and investment models have been developed and tested and rates them based on their quality, climate responsiveness, and extent of development and testing, this indicator, B1 focuses on how and to what extent these tools, instruments, strategies, and activities are being used by different vulnerable stakeholders.</p> <p>The assumption underlying both indicators is that if vulnerable stakeholders use high quality climate responsive tools to a greater extent, this will strengthen their adaptive capacities. Therefore the information on both indicators will be captured by one scorecard.</p>

Strategic Plan for Climate Resilience (SPCR)

Country Aggregate Report

Reporting Period: From: Cover sheet To:

a b c d e f g h i j k l m n

Identify the improved PPCR supported tool, instrument, strategy, activity below.

This come from the B1 Project Reports. Additions can be made.

	Households		Write up to three sentences describing how households use this?	Communities		Write up to three sentences describing how communities use this?	Businesses		Write up to three sentences describing how businesses use this?	Public Sector Service Entities		Write up to three sentences describing how public sector service entities use this?
	Actual	Target		Actual	Target		Actual	Target		Actual	Target	
1	0	0		0	0		0	0		0	0	
2												
3												
4												
5												
6												
7												
8												
9												
10												
11												
12												
13												
14												
15												
16												
17												
18												
19												
20												
21												

The unit to be counted is: 1 household 1 community 1 business 1 public sector service entity

Commentary: Have non-targeted users used these tools? Please use the space below to tell us about them. These are also your successes.

-
-
-
-

Notes:

- Where a beneficiary (a household, a community, a business or a public sector service) uses one tool/etc. several times in the reporting period that only counts once.
- Where a beneficiary uses more than one tool/etc. during the reporting period then that should be counted once for each tool/etc. used.
- Project implementation units/teams** are responsible for:
 - Identifying the improved PPCR supported tool, instrument, strategy, activity and entering the data in column 2 of their project-level Monitoring and Reporting Table B1

Core Indicator Guidance Sheets – B2

CIF PROGRAM	Pilot Program for Climate Resilience (PPCR)
SPCR OUTCOME	B2. Institutional frameworks improved
CORE INDICATOR TITLE	B.2 Evidence of strengthened government capacity and coordination mechanism to mainstream climate resilience
RATIONALE / REASONS FOR MEASURING	<p>This outcome indicator is important to demonstrate that the PPCR's support to pilot country governments results in improved institutions and institutional frameworks for mainstreaming climate resilience.</p> <p>This indicator assesses (as best as possible) if the PPCR is strengthening the government capacity and the coordination mechanism to mainstream climate resilience.</p>
TECHNICAL DEFINITION	<p>Mainstreaming is the process of putting a subject matter at the heart of every undertaking. Mainstreaming climate resilience ensures that considerations for climate risk and resilience flow into national decision-making processes and get translated into budget, plans, policies, instruments, regulations, etc.</p> <p>Government capacity to mainstream refers to levels of institutional knowledge pertaining to climate risk and climate resilience in the line ministries; the human (and technical) capacity; the political will as evidenced by e.g. national policies, incentives and legislative undertakings; and the level of resources allocated to mainstream climate resilience.</p> <p>The coordination mechanism refers to the relevant committee/ institutional arrangement as laid out in the SPCR for the purposes of developing and overseeing the achievement of PPCR program goals in the country.</p> <p>Institutional knowledge refers to the knowledge base and expertise as it relates to climate risk and resilience in line ministries and national agencies in the country; this includes both physical repositories of knowledge in the form of reports and databases as well as technical know-how among staff members.</p>

4 **Data Collection Method:** Data collected at the SPCR level

5 **Strategic Plan for Climate Resilience**

6 **Reporting Period: From: Cover sheet To:**

7	Mainstreaming	Completed		Covers government ministries/ sectors		Information available in public domain		Females included		PPCR Contribution to this		Achievements Use the space below to write comments, highlights and/or relevant achievements of the PPCR project in the reporting period. This should help to explain your score. If you need more space to explain further, feel free to write more on the "Instruction Sheet". Please number them.
		Actual	Target	Actual	Target	Actual	Target	Actual	Target	Actual	Target	

8 **Capacity**

9 a b c d e f g h i j k l m


11	Knowledge base	Information, studies and assessments addressing climate change, variability and/or resilience										1.
12		Adequate climate change expertise is available.										2.
13		Existing resilience efforts systematically inventoried										3.
14	National policy	National plans and policies expressly address climate change and resilience										4.
15		Sufficient financial and human resources available to implement										5.
16		Sector policies expressly address climate change and resilience										6.
17	Coordination Mechanism	Coordination mechanism operational to mainstream climate resilience										7.
18		Sufficient financial and human resources available to mainstream climate resilience										8.
19		Broad set of non-governmental stakeholders involved										9.

20 Note: Score from 0 - 10 where 0 = non-existent and not started, 5 = halfway done (quantity and quality) and 10= completed and excellent quality

21 **General Comments about strengthened government capacity and coordination mechanism to mainstream climate resilience:**

Feedback on Indicators

Importance of Work Plan for Monitoring and Reporting



“What do you mean, ‘we never got around to developing a strategic plan’?”