



Semi-Annual Operations and Results Report

Forest Investment Program

February 2, 2019 - Ouarzazate, Morocco



Operations

RESOURCE AVAILABILITY

- Shortfall means pipeline exceeds envelope (grants)

PIPELINE MANAGEMENT

- Portfolio developments (January – June 2018)

KNOWLEDGE MANAGEMENT

GENDER

DEDICATED GRANT MECHANISM

Results

Reporting January – December 2017

Resource Availability - September 2018

	TOTAL	LOAN	GRANT
Unrestricted Fund Balance After Reserve (A)	111.8	88.7	23.1
Anticipated Commitments (B) (Program/project funding and MPIS)	162.9	110.1	52.8
AVAILABLE RESOURCES (A-B)	(51.1)	(21.4)	(29.7)
Total Potential Future Resources (FY19-21) (C) Includes Pledges and Release of Currency Risk Reserves	35.5	25.6	9.9
POTENTIAL AVAILABLE RESOURCES (A-B+C)	(15.6)	4.1	(19.7)

Amounts in Million USD

Resource Availability - December 2018

	TOTAL	LOAN	GRANT
Unrestricted Fund Balance After Reserve (A)	107.3	85.6	21.7
Total Anticipated Commitments (B) Includes Project funding, MPIS and Pipeline for TAF	164.9	110.1	54.8
AVAILABLE RESOURCES (A-B)	(57.6)	(24.5)	(33.2)
Total Potential Future Resources (FY19-21) (C) Includes Pledges, Contributions Receivable and Release of Currency Risk Reserves	36.9	25.0	11.9
POTENTIAL AVAILABLE RESOURCES (A-B+C)	(20.7)	0.5	(21.2)

Amounts in Million USD

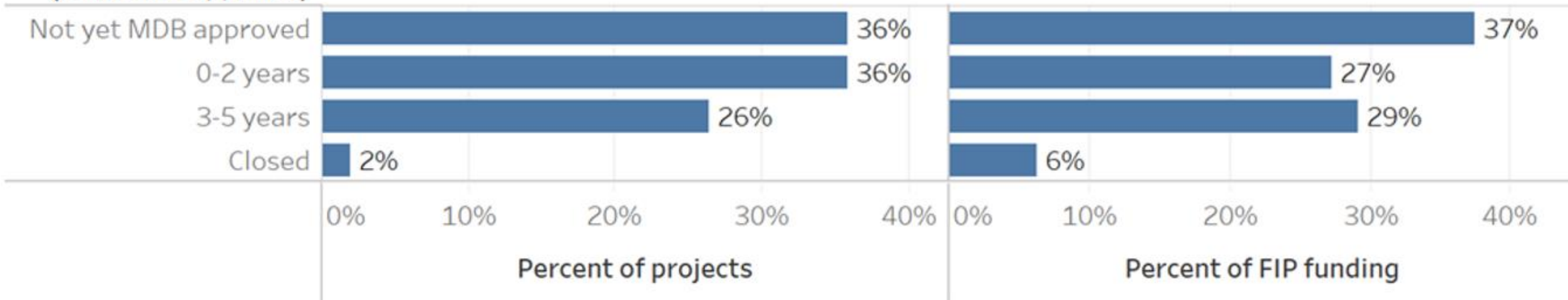
FIP pipeline - potential funding

	GRANT		LOAN	
	Request	Available	Request	Available
Unrestricted Fund Balance After Reserve (A)	-	20.70	-	85.60
Expected for SC approval by June 2019: DGM Cote d'Ivoire, Guatemala and Global 3 projects IP Guatemala 1 project IP Indonesia	20.69	0.01 (i)	53.35	32.25 (i)
Potential Future Resources (FY19-21)	-	9.70 (ii)	-	25.00 (ii)
Potential Available Resources for pipeline (i + ii)	-	9.71	-	57.25
Remaining pipeline: IPs Ecuador, Nepal, Republic of Congo	30.95	(21.24)	56.75	0.5

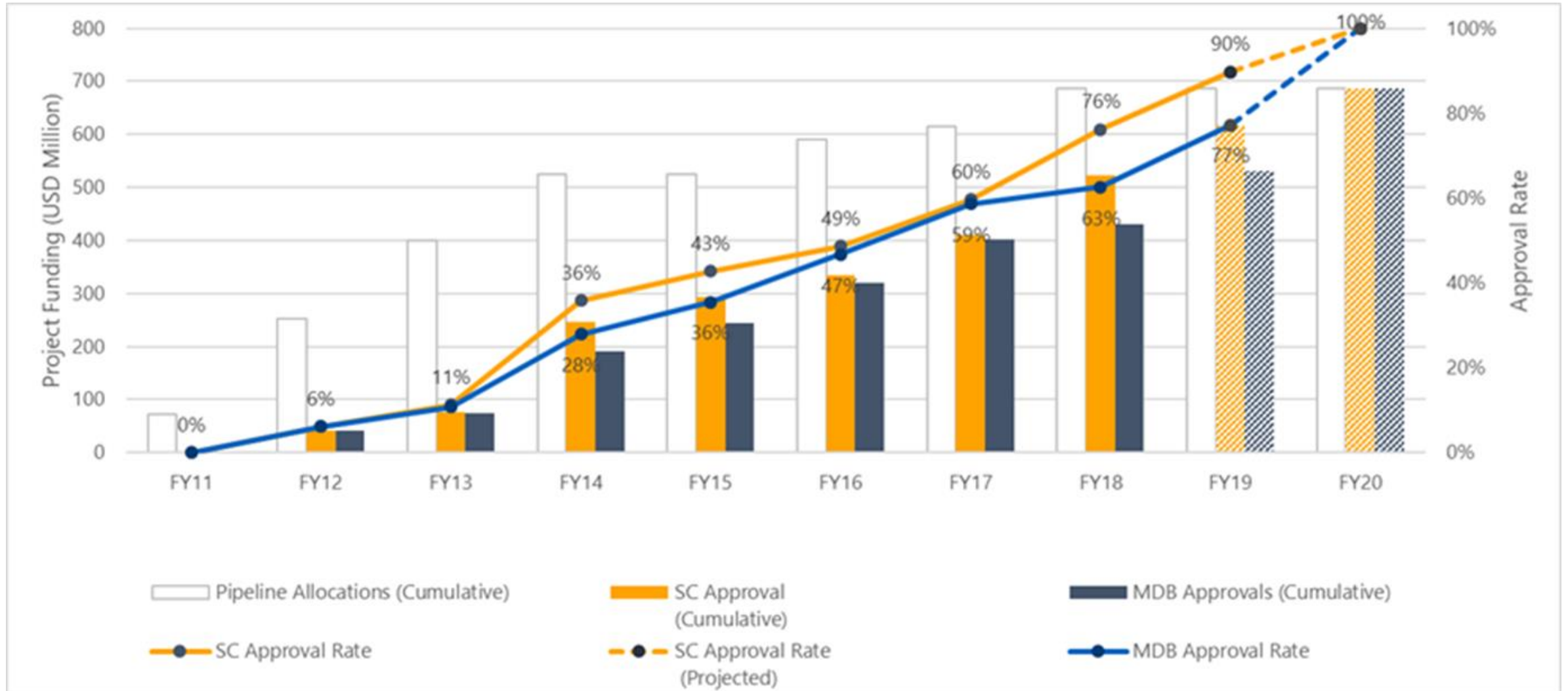
FIP Portfolio

	Indicative Portfolio Allocation				Approved funding		Disbursement (cumulative)
	TOTAL	IP	DGM	PSSA	Committee	MDB	
FIP Amount (in USD M)	686.9	594.1	75.5	17.3	523.0	434.1	183.0
Number of projects	53	35	15	3	38	34	30

Current project age (from MDB approval)



Trends in Funding Approvals by FY



Pipeline Management - SC Approvals

IP/ DGM/ PSSA	Country	Project Title	MDB	Project Funding (USD M)	Approval Date
IP	Peru	Integrated Land Management in Atalaya, Ucayali Region	WB	12.2	May 2018
IP	Brazil	Integrated Landscape Management in the Cerrado Biome	WB	21.0	June 2018
IP	Ghana	Additional Financing for Ghana FIP – Enhancing Natural Forest and Agroforest Landscapes Project	WB	19.39	June 2018
TOTAL				52.59	

Pipeline Management - MDB Approvals

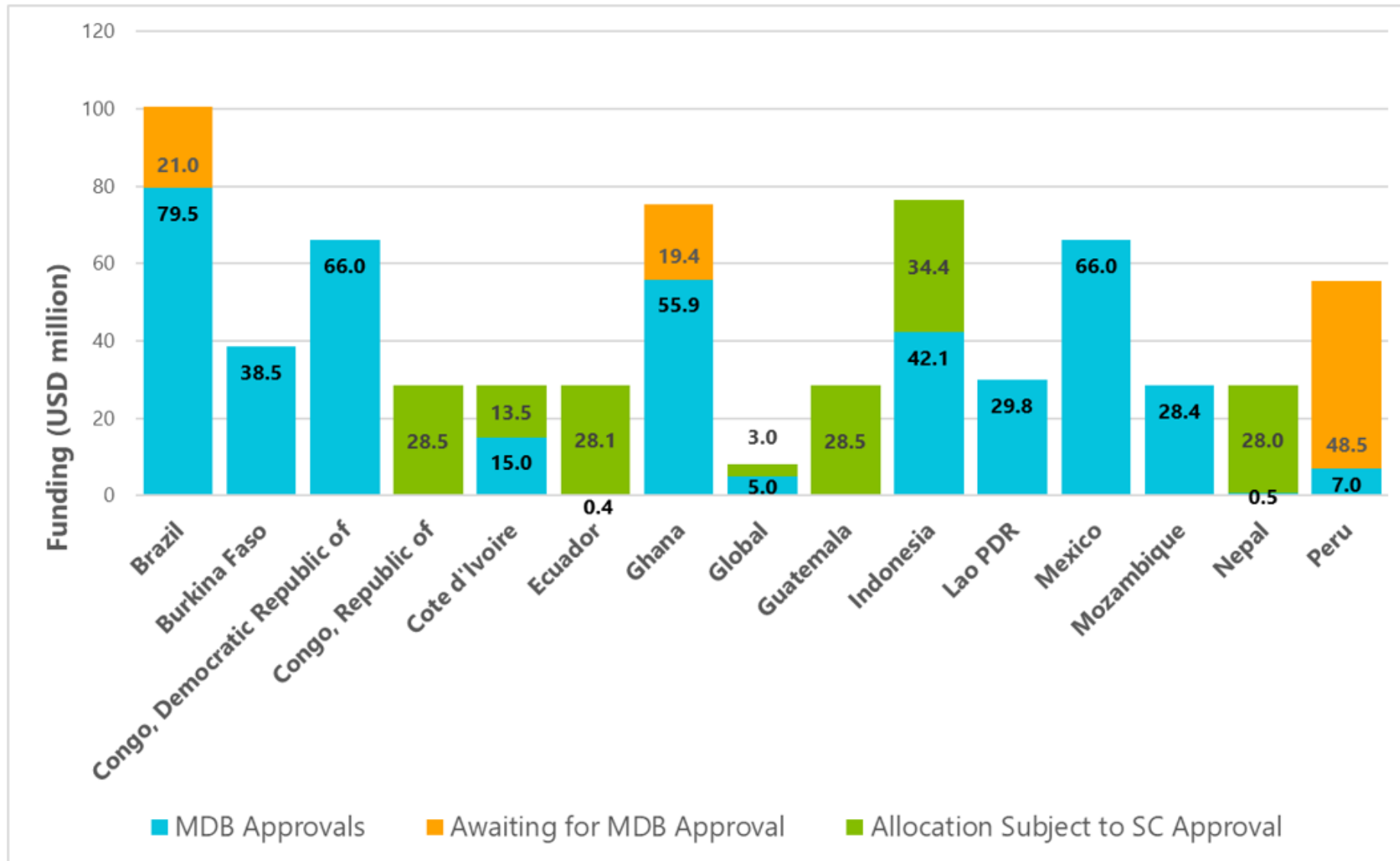
IP/DGM /PSSA	Country	Project Title	MDB	Project Funding (USD M)	Approval Date
IP	Cote d'Ivoire	Cote d'Ivoire Forest investment Project	WB	15.0	January 2018
TOTAL				15.0	

Pipeline Management - Delays

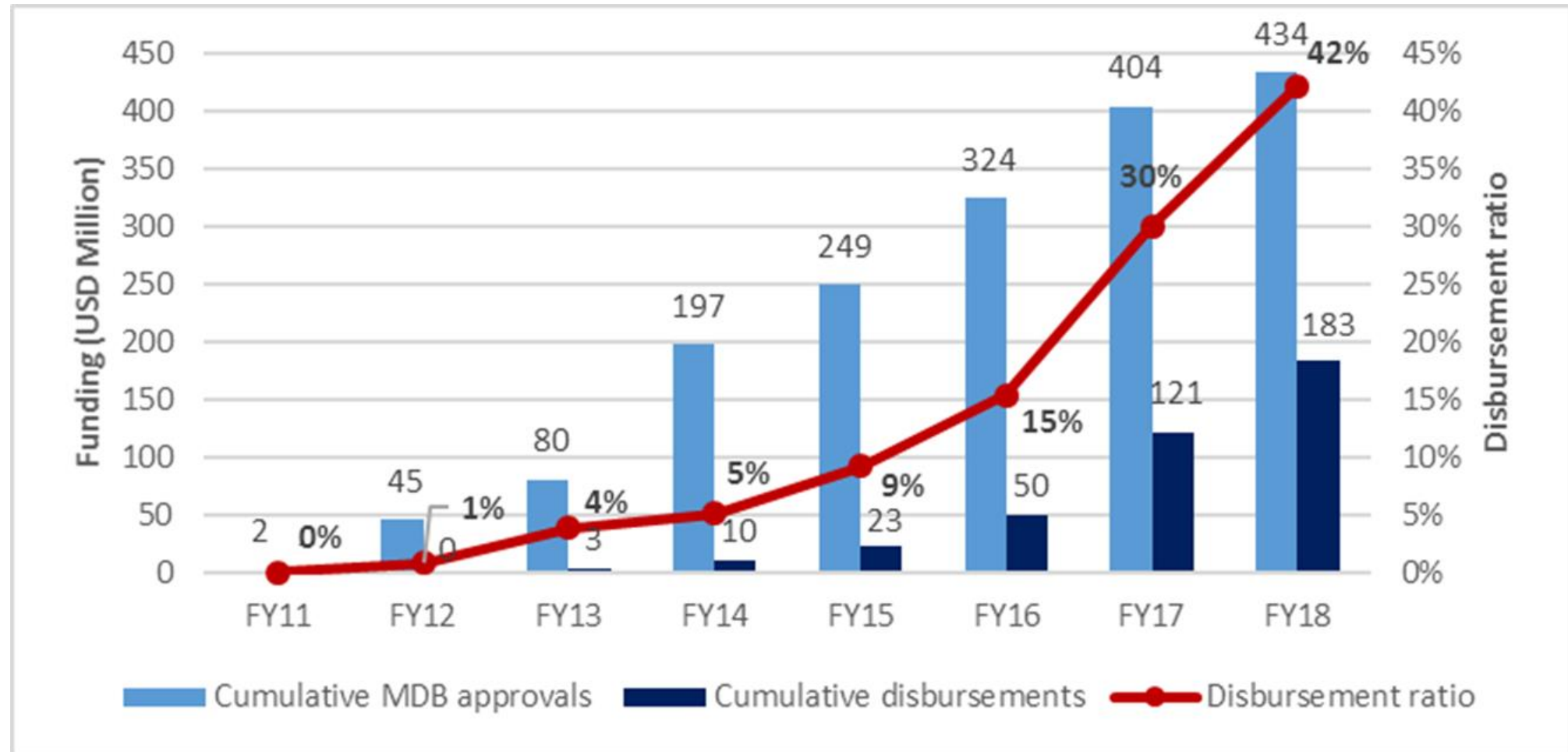
IP Endorsement to SC Approval Time Lapse		
Time Elapsed	# projects	Funding
< 16 months	13	119.66
16-24 months	1	9.0
> 24 months	1	34.35
TOTAL	15	163.01

SC Approval to MDB Approval Time Lapse		
Time Elapsed	# projects	Funding
< 6 months	3	52.59
6-9 months		
> 9 months		
TOTAL	3	52.59

Approval of indicative allocations by country



Disbursements



Knowledge and Lessons

- Learning Review of the DGM for Indigenous Peoples and Local Communities
- Evaluation and Learning Partnership on financing forest-related enterprises
- Bringing evidence of FIP contribution to welfare improvements
- Achieving transformational change through the Dedicated Grant Mechanism (DGM) - an indigenous lens
- Social identity framing to get Mexican Rural Women REDDy for the participation in natural resource management program
- Evaluation of Alternative Private Sector Investment Models for Commercial Forestry in Africa
- GDI Case Study in Ghana
- DIME Evaluation in Burkina Faso

Gender


- FIP portfolio of IPs and projects approved by FIP Sub-Committee from January 1 to June 30, 2018 reviewed for gender “quality at entry”.
- Country programming support to the WB (DGM) and AfDB (Ghana) to do research on women integration and participation.

Indicator	Projects	Project Baseline (2014)
Sector-specific gender analysis	100%	29%
Women-specific activities	67%	53%
Sex-disaggregated indicators	100%	35%

Dedicated Grant Mechanism

- **8 country projects, 1 global project** under implementation.
- **USD 50M** approved (66% of allocated funds).
- **10 National Steering Committees, and 1 Global Steering Committee** established (more than 240 members involved).
- **8 National Executing Agencies** selected.
- **1346 subproject** proposals received, **207 subprojects** approved (15.4% of demand).
- **8 learning exchanges** (regional and global), **196 participants** from more than **100 networks** and organizations.

Dedicated Grant Mechanism - Highlights



- Intangible impacts: increased trust, ownership, empowering governance
- Brazil: launch of online monitoring system,
- DRC: partnerships with key IPLC organizations to support for advocacy on DRC's Indigenous Peoples Law,
- Burkina Faso: 60% of sub-projects beneficiaries are women; 38% of sub-projects implemented by and supporting women's groups.

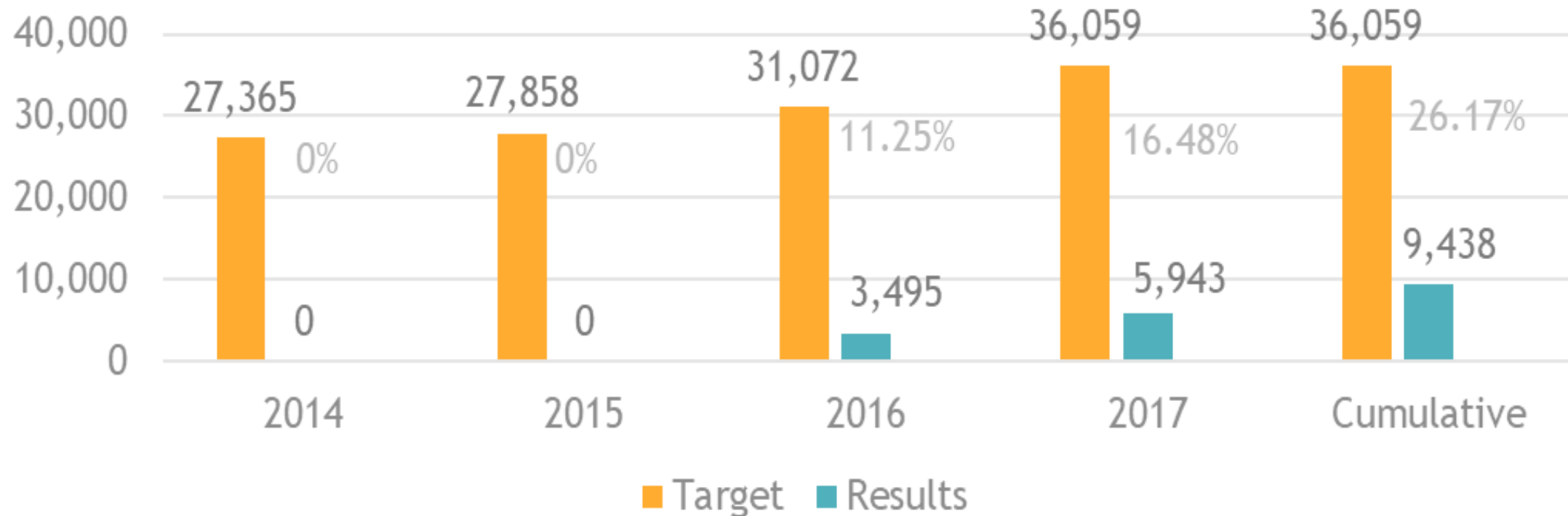
Available at DGM Website www.dgmglobal.org

2017 Results



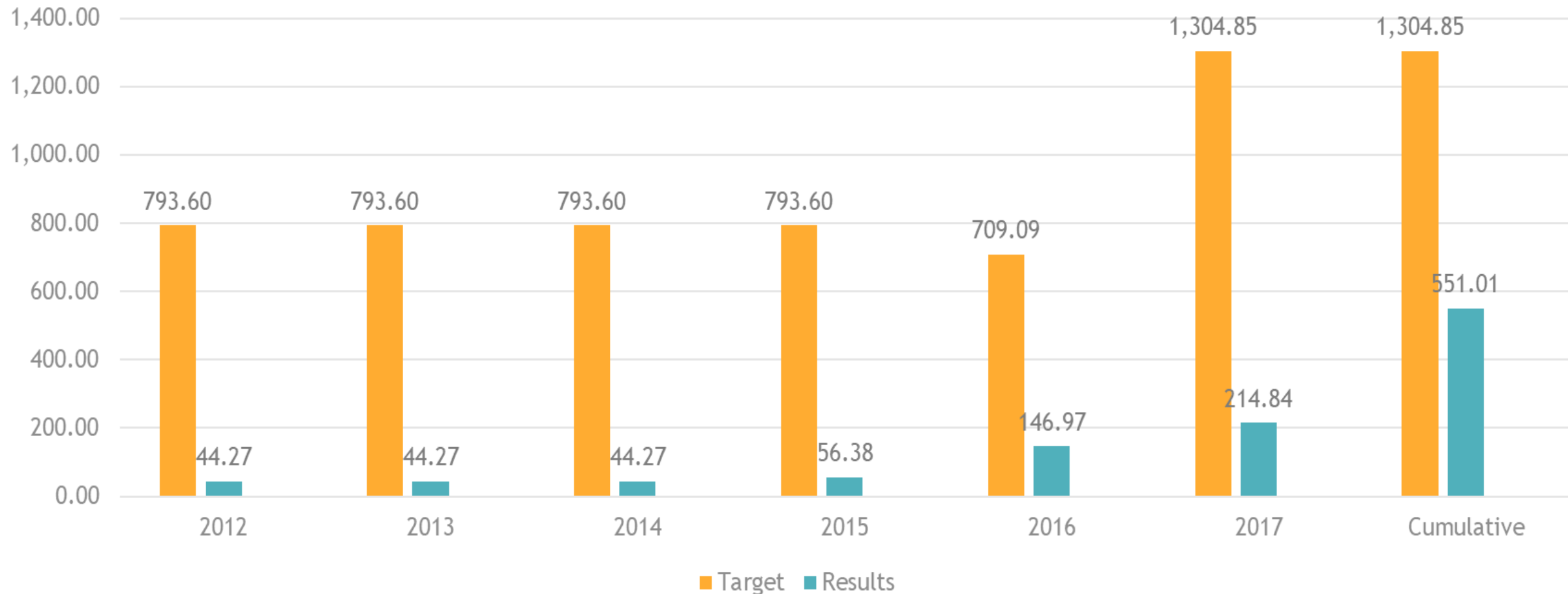
Common Themes: Overall Targets and Progress by Year

Area covered (thousand hectares)



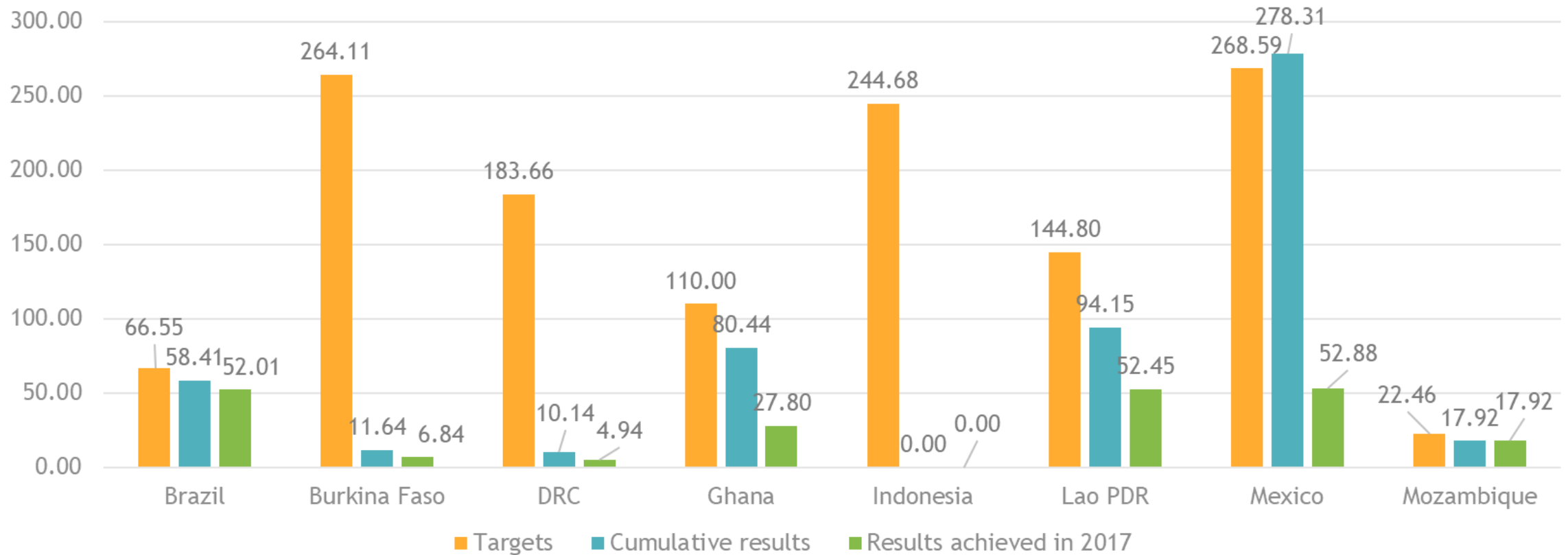
Common Themes: Overall Targets and Progress by Year

Livelihood co-benefits (thousand people)



Common Themes: Targets and Results by country

Livelihood Co-benefits (thousand people)



Other relevant co-benefit themes

Biodiversity:

- FIP projects are supporting efforts to reduce forest loss and enhance knowledge about species diversity through forest and botanical inventories.

Forest governance:

- FIP projects focus on strengthening decision-making processes, ensuring participation of all stakeholders, and enhancing forest law enforcement.

Tenure:

- FIP supports countries on defining rights to use, control, and transfer land and forest resources.

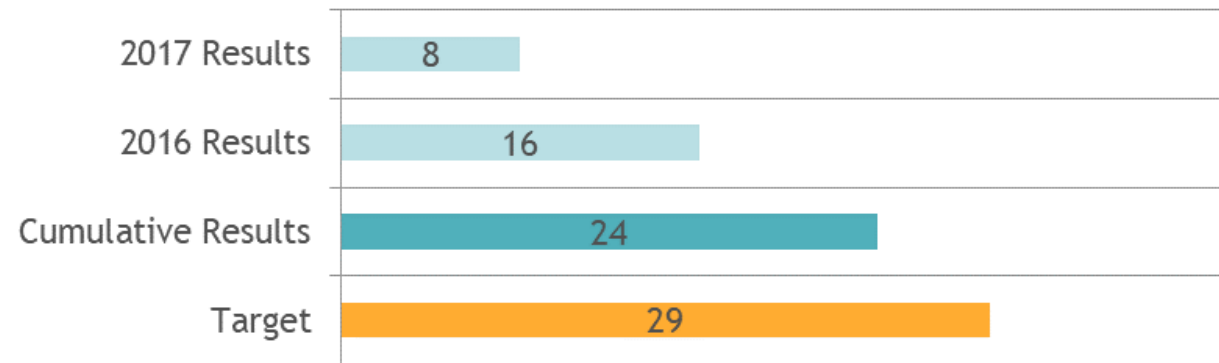
Capacity development

- All FIP countries made progress, including technical assistance, employment opportunities, trainings and provision of equipment.

Other benefits provided by FIP Projects

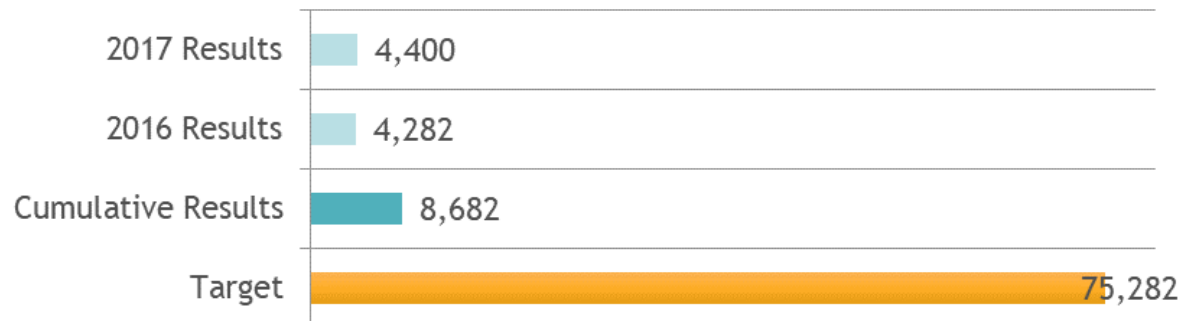
Knowledge products/information management systems

c:3; p:3. Cumulative progress: 83%



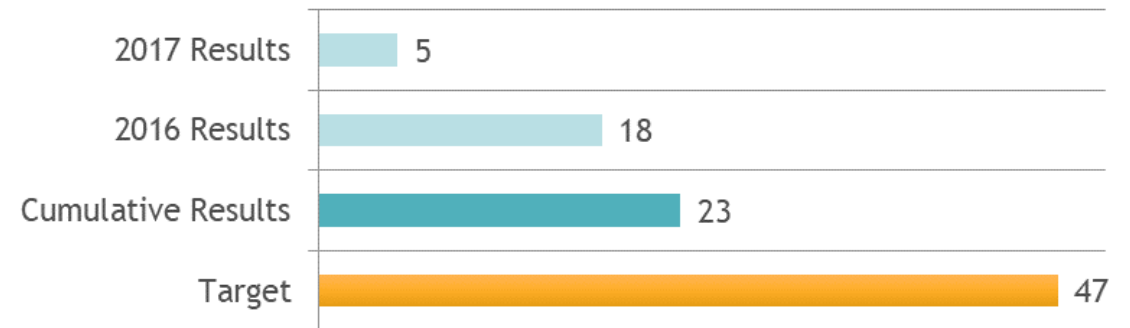
Cookstoves distributed

c:3; p:3. Cumulative progress: 11.53%



Government institutions provided with capacity building to improve management of forest resources

c:2; p:3. Cumulative progress: 48.93%





10 YEARS OF CLIMATE ACTION

climateinvestmentfunds.org

